

Interference-aware relay Selection and Power Control for Energy-Harvesting Wireless Relay Networks

Irene I¹, Mr.J.Dhananchezian²

¹PG Student, Department of ECE, Saveetha Engineering College, Chennai

²Assistant professor, Department of ECE, Saveetha Engineering College, Chennai

Abstract- Ambient energy harvesting has emerged as a capable technique to improve the energy efficiency and reduce the total greenhouse gas emissions for green relay networks. In this paper, we study the joint relay selection and power control problem for the Decode-and-Forward energy-harvesting wireless relay network. In particular, the problem formulation is to maximize the end-to-end system throughput by a deadline under the limitations of data and energy storage. To solve the problem under an offline optimization framework, we decompose such an optimization problem into two sub problems: the joint time scheduling and power control sub problem and the relay selection sub problem. Due to the convex nature of the joint time scheduling and power control sub problem, we derive the optimal solution via the primal decomposition. Based on the obtained system throughput, we can quickly select the best relay that achieves the maximum throughput. For the practical implementation, we further design the sub-optimal online joint time scheduling and power control algorithm. Specifically, the best relay is first obtained based on the statistical knowledge of energy arrivals and channel states, and then the best relay decides the time scheduling and power control that maximizes the total throughput according to the instantaneous state of channel fading, energy arrival, and queue data in each time slot. Simulation results show that the proposed offline algorithm can guarantee the maximum system throughput. Moreover, the simulation results show that compared to the optimal offline algorithm, the sub-optimal online algorithm suffers only a small degradation in performance.

Index Terms- Ambient energy harvesting, Relay wireless net-work, Relay selection, Power control, Throughput maximization.

I. INTRODUCTION

Recently, mobile data traffic has been experiencing exponential growth due to the proliferation of wireless devices and emerging multimedia services

[1], [2]. This trend has been accomplished by more and more indoor and edge users, which might be experiencing the low quality of services (QoS) due to channel impairments such as path-loss, shadowing and Small-scale fading. To overcome such impairments, the relay-assisted access technique as a potential application of wireless relay networks has been proposed as a promising solution of exploiting energy efficiency and spatial diversity to improve the QoS of indoor and cell-edge users [3], [4]. It is known that the relay stations act as relays to transfer the information from edge users to the macro-cell base station. Therefore, the topic on wireless relay networks has received a lot of research interests [5]–[12], which can be divided into two threads. The first thread is mainly concerned with the design of relaying transmission policy. For example, [5] and [6] studied the amplify-and-forward (AF) and the decode-and-forward (DF) as two most relaying protocols. In [7], an opportunistic buffered decode-wait-and-forward protocol was proposed to improve the system throughput and the end-to-end packet delay through exploiting both relay buffering and relay mobility. In [8], a unequal error protection distributed network coding transmission scheme based on fountain codes was proposed for wireless relay networks. The second thread is mainly concerned with relay selection, as the network performance can be substantially improved through appropriately choosing the relays. For example, the optimal outage probability and diversity gain were studied in [9] for the wireless MIMO relay network over Rayleigh fading channels when the greedy opportunistic user scheduling and the best relay selection are both taken into account. In [10], the outage probability performance and outage diversity in the single-carrier spectrum sharing wireless relay network were derived. In [11], the optimal user

scheduling and relay selection scheme was proposed to minimize the total power consumption under the constraints of minimum data rate requirements for wireless relay networks. In [12], the next-hop-relay selection scheme based on a symbol error probability analysis and geographic information was developed for wireless relay networks. Although a significant amount of efforts have been spent on wireless relay networks, the conventional on-grid power supply was applied for relays in most prior work.

However, the dense population of relays and wireless devices renders high energy consumption and considerable greenhouse gas (such as carbon) emissions [13]–[15]. To deal with the environmental and financial concerns, energy harvesting (EH) technology has been introduced to wireless relay networks. Specifically, the wireless devices and relays in wireless relay networks are powered by harvesting renewable ambient energy, such as solar, wind, thermoelectric, electro-mechanical, and ambient radio frequency energy [15]. Due to the intermittent nature of energy

Importance to carefully manage the energy supply and select forwarding relays in order to guarantee the transmission reliability and throughput of the network. Driven by the benefits of EH relay networks, there have been several studies on power control for two-hop EH wireless relay networks under the multi-fold randomness of energy arrival, data arrival and channel fading [16]–[19]. In [16], the offline optimal solutions based on the guideline of directional water-filling was studied for the short-term throughput maximization and transmission completion time minimization in a half-duplex Decode-and-Forward (DF) relay network system with EH source and non-EH relay nodes. Optimal offline, optimal online and sub-optimal online power control schemes were proposed in [17], [18] for the Gaussian relay fading channel with EH source and relay nodes. Under the constraint of finite data buffers, optimal transmission power control policies were developed in [19] for throughput maximization by a deadline over the half-duplex DF relay static channel with EH source and relay nodes. These previous works mainly studied the power control policies, either offline or online, for the EH wireless relay network with either infinite data or energy storage, finite energy storage, finite data buffer. However, due to the inherent randomness of energy arrivals at each relay relay

selection planning is also essential to improve the energy efficiency and service quality of users. Therefore, considerable research interests have been devoted to the study on joint relay selection and power control for EH wireless relay networks [20]–[23]. For example, a distributed solution to the relay selection problem was proposed in [20], based on the repeated Bayesian Stackelberg Game under the assumption that each relay always forwards information with all harvested energy at each time slot. In [21], the relay selection decision scheme was designed for EH wireless relay networks in the joint framework of the college admission market and the interactive partially observable Markov decision process. In [22], offline optimal and sub-optimal online joint relay selection and power control schemes were proposed for maximizing the throughput of an amplify-and-forward EH wireless relay network subject to the finite energy storage. In [23], the optimal relay selection was investigated in EH wireless relay networks with different assumptions on the availability of channel side information and energy side information. Although lots of efforts have been spent on joint relay selection and power control for EH wireless relay networks, to the best of the authors' knowledge, joint relay selection and power control has not been addressed for an EH wireless relay network with limited data and energy storage before in the literature.

In this paper, we study an EH wireless relay network consisting of one source node, multiple EH relays operating in DF mode, and one destination node. Each relay is equipped with a finite-size battery and a finite-size data buffer for storing the harvested energy and the received data, respectively. Also, each relay is powered by the energy stored in the battery. We aim to obtain the optimal offline, and sub-optimal online joint relay selection and power control scheme that maximize the end-to-end system throughput delivered to the destination node by a deadline subject to the data buffer and battery storage

Limitations. We note that the optimal offline algorithm is of interest when the knowledge of energy arrivals and channel fading levels is known a priori for all relays in all transmission slots. However, in practice, due to the randomness of energy arrivals and channel fading, it is difficult to predict all energy arrivals and channel fading levels in advance. This calls for online algorithms that only

require causal information of energy arrivals and channel fading levels. Nevertheless, it is still of importance to design the optimal offline algorithm as it provides the performance upper bound that can be used as a benchmark to evaluate the proposed online algorithm. In particular, the following summarizes our contributions and key results:

Problem formulation: The joint relay selection and power control problem is defined to maximize the total throughput by a deadline through the joint relay selection, time scheduling and power allocation while meeting the causality and storage constraints on energy and data.

Offline algorithm design: Under the offline optimization framework, the defined optimization problem is solved in two phases: the joint time scheduling and power allocation phase followed by the optimal relay selection phase. Due to the convex nature, the optimal solution to the joint time scheduling and power allocation can be obtained via the primal decomposition. Then, we can quickly select the best relay that maximizes the end-to-end system throughput by a deadline based on the system throughput obtained by each relay.

Online algorithm design: Under the online optimization framework, the defined optimization problem is solved in two phases: the online relay selection phase followed by the online joint time scheduling and power allocation phase. Specifically, at the beginning of transmission period, the best relay is obtained based on the statistical knowledge of energy arrivals and channel fading levels from relays. After that, the best relay decides a new time scheduling and power level according to the instantaneous states of channel fading levels, energy arrival, and queue data in each time slot.

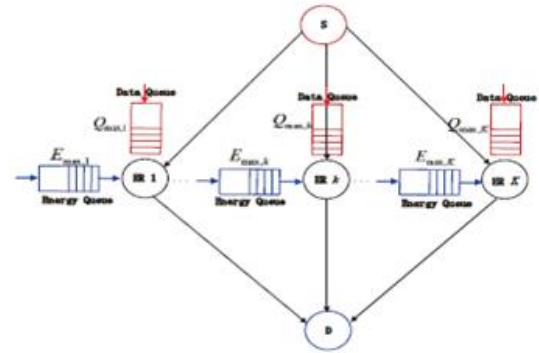
The remainder of this paper is organized as follows. In Section II, we introduce the DF EH wireless relay network model and present the problem formulation. In Section III, we propose an efficient algorithm to solve the joint relay selection and power control problem in the offline optimization framework. For the practical implementation, Section IV presents a sub-optimal online algorithm. In Section V, we evaluate the performance of the proposed schemes through several simulations. Finally, Section VI concludes the paper.

II. SYSTEM MODEL AND PROBLEM FORMULATION

A. System Model

We consider an EH wireless relay network as shown in Fig.1, which consists of a non-EH source node (S), a destination node (D), and a set $K = \{1, \dots, K\}$ of EH relay nodes (ERs).

The source node is powered by a battery with E_s units of available energy, and has available bits to be transmitted all the time. Each EH relay node is equipped with two queues:



1. A wireless relay network with a set of energy harvesting relay nodes.

the data queue (i.e., the data buffer) which stores data bits from the source node, and the energy queue (i.e., the battery) which stores the energy harvested from nature, e.g., solar, wind, or electro-mechanical energy. In particular, the data queue and energy queue of EH relay node k can store at most $Q_{max,k}$ bits of data and $E_{max,k}$ units of energy, respectively. The transmission operates in slotted time with L -length units slots l . Let t and t_0 denote the t th slot with the time interval $[t, t + 1)$, and the time instant at the beginning of slot t , respectively. We model the energy replenishment process of each EH relay node k as a discrete process with E_{kt} units of energy harvested at time instant t_0 . All harvested energy must first be buffered in the battery before it is used by the relay, and the relay is allowed to use the battery energy only for data transmission. Accordingly, if the harvested energy E_{kt} is larger than the available battery space of relay k at time t_0 , the battery is charged to the maximum capacity and the remainder of harvested energy is discarded due to finite battery storage capacity. Therefore, let e_{kt} denote the battery energy of relay k at time instant t_0 , and the relay k has the available battery energy equal to

$\min\{E_{\max,k}, e_{kt} + E_{kt}\}$ at time slot. Furthermore, it is reasonable to assume that $E_{kt} \leq E_{\max}$ for all k and t , as no more than an E_{\max} amount of harvested energy can be utilized by the relay node k . Each relay node operates in the half-duplex mode which cannot transmit and receive data simultaneously. Our relaying scheme employs the two-hop DF transmission, in which every time slot is divided into two mini-slots for respectively transmitting and forwarding. Suppose that the source node selects a Relay node k for forwarding its information to the destination node at time slot t . The source node transmit a symbol with transmit power of $p_{s,t}$ during the first time fraction τ_{kt} , and the relay node k first decodes the received symbol and then forwards it to the destination node with the transmit power of $p_{r,kt}$ during the left time fraction $1 - \tau_{kt}$. We consider fading channels, and let $\tilde{h}_{s,kt}$ and $\tilde{h}_{r,kt}$ denote the channel gain from the source node to the relay node k channel gain from the relay node k to the destination time slot.

B. Problem Formulation

We aim at maximizing the end-to-end system throughput over T time slots (calculated as the total number of bits delivered by a deadline T) through the joint relay selection, time scheduling and power allocation for the wireless relay network. For simplicity, the transmit power of the source node is set to be fixed at any time, say p_s satisfying $p_s \leq E_s/LT$. If the relay node k is selected to forward the transmission of the source node by the deadline T , we denote $x_k = 1$, and $x_k = 0$ otherwise. Further, the source node must be assisted by the same unique relay station during the period T , and we have the following constraint

$$\sum_{k=1}^K x_k = 1.$$

Due to energy harvesting and finite battery storage capacity, there exists a causality constraint on $p_{r,kt}$ satisfying

$$p_{r,kt}(1-\tau_{kt}) \leq \frac{\min\{E_{kt} + e_{kt}, E_{\max,k}\}}{L}, \forall t \in \{1, 2, \dots, T\},$$

$$e_{kt+1} = \min\{E_{kt} + e_{kt}, E_{\max,k}\} - p_{r,kt}(1-\tau_{kt})Lx_k.$$

Without loss of generality, let the battery of relay node k be empty at the beginning, and thus e_{k1} can be set to be 0. On the other hand, due to data arrivals

and data buffer size limitation, there exists a causality constraint on the data rate, i.e.,

$$r_{r,kt} \leq \min\{r_{s,kt} + \frac{d_{kt}}{L}, \frac{Q_{\max,k}}{L}\}, \forall t \in \{1, 2, \dots, T\},$$

And a flow balance equation satisfying.

$$d_{kt+1} = \min\{r_{s,kt}L + d_{kt}, Q_{\max,k}\} - r_{r,kt}Lx_k,$$

where d_{kt} denotes the queue data of relay node k at time instant t . Similarly, we assume the data buffer to be empty for each relay node at the beginning, i.e., $d_{k1} = 0$ for all k . considering these constraints above, we formulate the throughput maximization problem as

$$\begin{aligned} \max \quad & \sum_{k=1}^K \sum_{t=1}^T r_{r,kt}x_k \\ \text{s.t.} \quad & \text{constraints (3) - (7)}, \\ & 0 \leq \tau_{kt} \leq 1, \forall t \in \{1, 2, \dots, T\}, \forall k \in \mathcal{K}, \\ \text{vars.} \quad & \tau_{kt}, x_k, p_{r,kt}, e_{kt}, d_{kt}, \forall t \in \{1, 2, \dots, T\}, \forall k \in \mathcal{K}. \end{aligned}$$

Note that the problem in (8) is a complex combinatorial and

Integer problem, and thus is difficult to solve. In the following sections, we will propose an efficient offline algorithm to solve the problem in (8) via decomposition

III. ALGORITHM DESIGN

In this section, we aim to find the optimal relay selection and optimal time scheduling and power allocation by optimizing multiple variables sequentially. In particular, we first decompose the optimization problem (8) into two sub problems: the joint time scheduling and power allocation sub problem and the relay selection sub problem. Then, the necessary properties of the optimal solution for joint time scheduling and power allocation sub problem are established. Finally, we develop an efficient optimal algorithm to solve the problem (8).

A. Decomposition

Since the objective in the problem (8) is to maximize the total throughput by the deadline T , the relay node that can guarantee the maximum total throughput by the deadline is selected to assist the transmission of the source node. Therefore, the problem (8) can be equivalently decomposed into

Sub-1: Joint Time Scheduling and Power Allocation

$$\begin{aligned}
 R_k^* &= \max \sum_{t=1}^T r_{r,kt} \\
 \text{s.t. } & p_{r,kt}(1 - \tau_{kt})L \leq \min\{E_{kt} + e_{kt}, E_{\max,k}\}, \\
 & e_{kt+1} = \min\{E_{kt} + e_{kt}, E_{\max,k}\} - p_{r,kt}(1 - \tau_{kt})L \\
 & r_{r,kt} \leq \min\{r_{s,kt} + d_{kt}/L, Q_{\max,k}/L\}, \\
 & d_{kt+1} = \min\{r_{s,kt}L + d_{kt}, Q_{\max,k}\} - r_{r,kt}L, \\
 & 0 \leq \tau_{kt} \leq 1, \forall t \in \{1, 2, \dots, T\} \\
 \text{vars. } & \tau_{kt}, p_{r,kt}, e_{kt}, d_{kt}, \forall t \in \{1, 2, \dots, T\}
 \end{aligned}$$

Sub-2: Relay Selection

Note that (9) corresponds to the sub problem that maximizes the total throughput by the deadline when selecting the relay node k, and (10) corresponds to the sub problem that selects the best relay node for maximizing the total throughput by the deadline.

B. Optimality Conditions

The following Propositions show the properties of the Optimal solution to the sub problem (9).

Lemma 1. For the maximum throughput of (9), the battery of the relay k does not overflow when energy arrival happens, and the data buffer cannot overflow either at any time slot.

Proof: We start by assuming that the battery of relay node k overflows at energy arrival instant t0. Let the power allocation allowing this overflow be pr,kt-1 in time slot t-1 before t0. Ekt is less than or equal to Emax,k by the system model and causes an overflow, and thus the battery energy is strictly positive right before t0. This implies that pr,kt-1 can be increased by an infinitesimal amount δ without violating energy-feasibility. Furthermore, the time fraction τt-1 can be increased by consuming the same amount of energy for the guarantee of throughput-feasibility. Due to the fact that the throughput increases with the energy consumption while decreasing with the time fraction, these doings can guarantee the increase of throughput while avoiding the energy overflow. We then assume that the data buffer of relay node k overflows when the source node transmits information to the relay node k at time slot t. On one hand, if the overflow is caused due to the non-empty data buffer right before t0, we can decrease the time fraction with the same amount of energy at time slot t - 1 to recover the data overflow. Since the throughput decreases with the time fraction when

given the energy consumption, this doing strictly increases the throughput. On the other hand, if the overflow is caused by the transmission of the source node at time slot t, we can decrease the time fraction and the energy consumption at time slot t to resolve the data overflow. Since the throughput decreases with the time fraction while increasing with the energy consumption, this doing will not reduce the throughput. Therefore, neither the battery nor the data buffer will overflow when we maximize the total throughput in (9). We introduce one variable τkt, and define it as τkt = 1 - τkt. For the brevity, we set ukt = W log(1 + hs,ktps). Without loss of optimality, the equality rr,kt = W τkt log(1 + hr,ktpr,kt) can be replaced with rr,kt ≤ W τkt log(1 + hr,ktpr,kt). This is because that the optimal solution always occurs for achieving the maximum when such an inequality is satisfied with equality. Therefore, we can rewrite the problem (9) as (11) by Lemma 1.

$$\begin{aligned}
 R_k^* &= \max \sum_{t=1}^T r_{r,kt} \\
 \text{s.t. } & p_{r,kt}(1 - \tau_{kt})L \leq \min\{E_{kt} + e_{kt}, E_{\max,k}\}, \\
 & e_{kt+1} = \min\{E_{kt} + e_{kt}, E_{\max,k}\} - p_{r,kt}(1 - \tau_{kt})L \\
 & r_{r,kt} \leq \min\{r_{s,kt} + d_{kt}/L, Q_{\max,k}/L\}, \\
 & d_{kt+1} = \min\{r_{s,kt}L + d_{kt}, Q_{\max,k}\} - r_{r,kt}L, \\
 & 0 \leq \tau_{kt} \leq 1, \forall t \in \{1, 2, \dots, T\} \\
 \text{vars. } & \tau_{kt}, p_{r,kt}, e_{kt}, d_{kt}, \forall t \in \{1, 2, \dots, T\}
 \end{aligned}$$

Sub-2: Relay Selection

Note that (9) corresponds to the sub problem that maximizes the total throughput by the deadline when selecting the relay node k, and (10) corresponds to the sub problem that selects the best relay node for maximizing the total throughput by the deadline.

B. Optimality Conditions

The following Propositions show the properties of the optimal solution to the sub problem (9). Lemma 1. For the maximum throughput of (9), the battery of the relay k does not overflow when energy arrival happens, and the data buffer cannot overflow either at any time slot. Proof: We start by assuming that the battery of relay node k overflows at energy arrival instant t0. Let the power allocation allowing this overflow be pr,kt-1 in time slot t - 1 before t0. Ekt is less than or equal to Emax,k by the system model and causes an overflow, and thus the battery energy is strictly positive right before t0. This implies that pr,kt-1 can be increased

by an infinitesimal amount δ without violating energy-feasibility. Furthermore, the time fraction τ^{-1} can be increased by consuming the same amount of energy for the guarantee of throughput-feasibility. Due to the fact that the throughput increases with the energy consumption while decreasing with the time fraction, these doings can guarantee the increase of throughput while avoiding the energy overflow. We then assume that the data buffer of relay node k overflows when the source node transmits information to the relay node k at time slot t . On one hand, if the overflow is caused due to the non-empty data buffer right before t_0 , we can decrease the time fraction with the same amount of energy at time slot $t - 1$ to recover the data overflow. Since the throughput decreases with the time fraction when given the energy consumption, this doing strictly increases the throughput. On the other hand, if the overflow is caused by the transmission of the source node at time slot t , we can decrease the time fraction and the energy consumption at time slot t to resolve the data overflow. Since the throughput decreases with the time fraction while increasing with the energy consumption, this doing will not reduce the throughput. Therefore, neither the battery nor the data buffer will overflow when we maximize the total throughput in (9). We introduce one variable τ^{-kt} , and define it as $\tau^{-kt} = 1 - \tau kt$. For the brevity, we set $u_{kt} = W \log(1 + h_{r,kt} p_{r,kt})$. Without loss of optimality, the equality $r_{r,kt} = W \tau^{-kt} \log(1 + h_{r,kt} p_{r,kt})$ can be replaced with $r_{r,kt} \leq W \tau^{-kt} \log(1 + h_{r,kt} p_{r,kt})$. This is because that the optimal solution always occurs for achieving the maximum when such an inequality is satisfied with equality. Therefore, we can rewrite the problem (9) as (11) by Lemma 1

$$\begin{aligned}
 R_k^* &= \max \sum_{t=1}^T r_{r,kt} \\
 \text{s.t. } & \sum_{i=1}^t p_{r,ki} \bar{\tau}_{ki} \leq \sum_{i=1}^t E_{ki}/L, \\
 & \sum_{i=1}^{t-1} p_{r,ki} \bar{\tau}_{ki} \geq \sum_{i=1}^t E_{ki}/L - E_{\max,k}/L, \\
 & \sum_{i=1}^t \bar{\tau}_{ki} u_{ki} + \sum_{i=1}^t r_{r,ki} \leq \sum_{i=1}^t u_{ki}, \\
 & \sum_{i=1}^t \bar{\tau}_{ki} u_{ki} + \sum_{i=1}^{t-1} r_{r,ki} \geq \sum_{i=1}^t u_{ki} - Q_{\max,k}/L \\
 & r_{r,kt} \leq W \bar{\tau}_{kt} \log(1 + h_{r,kt} p_{r,kt}), \\
 & 0 \leq \bar{\tau}_{kt} \leq 1, \\
 \text{vars. } & \bar{\tau}_{kt}, p_{r,kt} \geq 0, r_{r,kt} \geq 0, \forall t \in \{1, 2, \dots, T\}.
 \end{aligned}$$

The following Theorem 1 shows the convex nature of the problem in (11). Theorem 1. The equivalent problem of (Sub-1) (i.e., Problem (11)) can be transformed into a convex optimization problem, and thus there exists a unique optimal solution. Proof: Let $q_{kt} = \tau^{-kt} p_{r,kt}$. It is clear that q_{kt} corresponds to the actual amount of power allocated to the relay node k at time slot t . Therefore, Problem (11) can be rewritten as problem (P). Since the Hessian matrix of $W \tau^{-kt} \log(1 + h_{r,kt} q_{kt})$ with τ^{-kt} and q_{kt} is positive-definite, the function $W \tau^{-kt} \log(1 + h_{r,kt} q_{kt})$ is concave [24]. Thus, the inequality constraint in (17) is convex. Further, the constraints in (13)-(16) are all affine. Thus, the feasible set of this optimization problem (P) is convex. Together with the linear objective function, the problem (P) is a convex optimization problem, and there exists a unique optimal solution, which can be obtained in polynomial time.

$$\begin{aligned}
 P: R_k^* &= \max \sum_{t=1}^T r_{r,kt} \\
 \text{s.t. } & \sum_{i=1}^t q_{ki} \leq \sum_{i=1}^t E_{ki}/L, \\
 & \sum_{i=1}^{t-1} q_{ki} \geq \sum_{i=1}^t E_{ki}/L - E_{\max,k}/L, \\
 & \sum_{i=1}^t \bar{\tau}_{ki} u_{ki} + \sum_{i=1}^t r_{r,ki} \leq \sum_{i=1}^t u_{ki}, \\
 & \sum_{i=1}^t \bar{\tau}_{ki} u_{ki} + \sum_{i=1}^{t-1} r_{r,ki} \geq \sum_{i=1}^t u_{ki} - Q_{\max,k}/L, \\
 & r_{r,kt} \leq W \bar{\tau}_{kt} \log(1 + \frac{h_{r,kt} q_{kt}}{\bar{\tau}_{kt}}), \\
 & 0 \leq \bar{\tau}_{kt} \leq 1, \\
 \text{vars. } & \bar{\tau}_{kt}, q_{ki} \geq 0, r_{r,kt} \geq 0, \forall t \in \{1, 2, \dots, T\}
 \end{aligned}$$

C. Optimal Algorithm Due to the convex nature, the primal decomposition can be used to solve the problem (11) by separating its optimization into two levels of optimization [25] and then alternatively optimizing variables $p_{r,kt}$'s and τ^{-kt} 's in the two levels of optimization. At the lower level, we optimize variables $p_{r,kt}$'s and $r_{r,kt}$'s by solving the problem (11) related to variables $p_{r,kt}$'s and $r_{r,kt}$'s when τ^{-kt} 's are fixed. Due to the convex nature, the problem in (11) at the lower level can be solved with the canonical convex optimization algorithms (e.g.,

interior-point method [26]). At the higher level, we optimize the coupling variables $\tau^{-}kt$'s with the updated pr,kt 's and rr,kt 's. Assume the optimal pr,kt and rr,kt to be $pr,kt(n)$ and $rr,kt(n)$ at the n th iteration, respectively. Due to the convex nature, the updating $\tau^{-}kt$'s can be obtained with a projected sub gradient method as

$$\begin{aligned} & \bar{\tau}_{kt}(n+1) \\ &= \left[\bar{\tau}_{kt}(n) + s_t \left(\sum_{i=t}^T \lambda_{1i} + \sum_{i=t}^{T-1} \lambda_{2i} \right) pr,kt(n) \right. \\ & \quad \left. + \left(\sum_{i=t}^T \lambda_{3i} + \sum_{i=t}^{T-1} \lambda_{4i} \right) u_{kt} \right. \\ & \quad \left. + \lambda_{5t} (W \log(1 + h_{r,kt} pr,kt(n)) - r_{r,kt}(n)) \right]_0^1, \end{aligned}$$

where $[x]_b^a$ means $\min\{\max\{x, a\}, b\}$, $st > 0$ is the n th step size, and λ_{mt} is the optimal multiplier variable corresponding to the m th constraint in problem (9) at the n th iteration. In summary, we have the following Algorithm 1 to solve problem (11). Note that when every relay node obtains its maximum throughput $R^* k$ through Algorithm 1, the best relay can be selected by (10).

Algorithm 1 Optimal Algorithm to solve the problem (11): • Input: The relay node k needs its channel gains hr,kt 's, energy arrivals E_{kt} 's, battery capacity $E_{max,k}$, buffer size $Q_{max,k}$, the instantaneous rates of the source node (i.e., u_{kt} 's), the deadline T , and the tolerance error ϵ . • Output: The relay node k obtains the optimal transmit power and time fraction allocated to each time slot t (denoted by $p^* r,kt$ and $\tau^{-} * kt$, respectively), and the maximum total throughput $R^* k$ (i.e., $R^* k = \sum_{t=1}^T W \tau^{-} kt \log(1 + hr,kt p^* r,kt)$). 1: Initialization: Set the iteration index n to be $n = 1$, and $\tau_{kt}(1)$ equal to some feasible value for all t . 2: Update $pr,kt(n+1)$ by solving the problem (11) related to variables pr,kt 's and rr,kt 's with the interior-point method for given $\tau^{-}kt(n)$'s. 3: Update $\tau^{-}kt(n+1)$ by (20). 4: Set $n \leftarrow n+1$ and go to step 2 (until satisfying termination criterion $\sum_{t=1}^T |pr,kt(n) - pr,kt(n-1)| + |\tau^{-}kt(n) - \tau^{-}kt(n-1)| \leq \epsilon$)

D. Computational Complexity

The following theorem shows the computational complexity of the proposed offline joint time scheduling and power control algorithm. Theorem 2.

Let the step size be $1/t$ at the n th iteration. The computational complexity of the proposed offline joint time scheduling and power control algorithm (i.e., Algorithm 1) is of $O(T^{0.5} \log(T) \epsilon^{-1})$ iterations. Proof: We adopt the primal decomposition with the projected sub gradient method to find the optimal solution to problem (9). Recall that a convex programming at the lower level is solved via the interior-point algorithm at each iteration, and its computational complexity is $O(T^{0.5} \log(T))$. Further, the project sub gradient method is performed to update the time scheduling at each iteration, which gives the computational complexity of $O(1)$. Therefore, the per-iteration computational complexity of the offline joint time scheduling and power control algorithm is $O(T^{0.5} \log(T)) + O(1) = O(T^{0.5} \log(T))$. On the other hand, $O(\epsilon^{-1})$ iterations are needed when the offline joint time scheduling and power control algorithm obtains the ϵ -optimal solution. For the detailed proof, interested readers are referred to Propagation 2 in [28]. Therefore, we have that the computational complexity of the offline joint time scheduling and power control algorithm is $Q(T^{0.5} \log(T) \epsilon^{-1})$. Remark 1. Together with the number of relays being K , the total computational complexity of the offline joint time scheduling and power control algorithm across all relays is $Q(KT^{0.5} \log(T) \epsilon^{-1})$. Further, the computational complexity of relay selection in (10) is $Q(K)$. Therefore, the computational complexity of the proposed offline relay selection and power control algorithm is $Q(KT^{0.5} \log(T) \epsilon^{-1}) + Q(K) = Q(KT^{0.5} \log(T) \epsilon^{-1})$

TABLE 1
SIMULATION PARAMETERS

Simulation parameters	Value chosen
Carrier frequency	2000 MHz
Path loss model	$(128.1 + 37.6 \log_{10}(d))$ dB (d in km)
Channel fading	Rayleigh fading
Bandwidth	180 kHz (i.e., 12 subcarriers)
Noise power spectral density	-174 dBm/Hz
Energy arrival	$\text{unif}(0, E_{k,max})$ for all k
P_s	20 dBm
The length of time slot (i.e., L)	1 sec
The deadline T	10 secs

Proof: The proposed online relay selection and power control algorithm includes the online relay selection and joint time scheduling and power control. The best relay is obtained by solving (25) for all relays and (26). The computational complexity of solving (25) is

equal to the computational complexity of bisection searching in the worst case, i.e., of $\log_2(\delta - 1)K$ iterations, and the computational complexity of solving (26) is of K iterations. Thus, the computational complexity of relay selection is of $\log_2(\delta - 1)K + K$. Since the online joint time scheduling and power control is achieved by solving (28) at each time slot, its computational complexity is of $\log_2(\delta - 1)T$ in the worst case. As a result, the total computational complexity of the proposed online relay selection and power control algorithm is of $\log_2(\delta - 1)(K+T)+K$ iterations in the worst case, and Theorem 4 follows.

V. NUMERICAL RESULTS

In this section, we will evaluate the maximum throughput by a deadline T and the optimal relay selection when using the proposed algorithms. According to the Macro cell parameters in [29], we set the simulation parameters in Table I. We set every $E_{k,max}$ to be on the order of $1/J$ for an illustration target, since a fictitious battery that carries energy is assumed for only communication purposes. We use the Clarke's model [30] to generate the fading level with considering the approximal coherence time being 1 second. Suppose that the changes in the fading level occur relatively slowly during one time slot. In the following simulations, we consider a set of EH wireless relay networks as shown in Fig. 3, where K relays are randomly deployed in a 200m-by-400m rectangle, and the source and destination nodes are placed in (0,200m) and (1000m, 200m), respectively.

Example 1: We start with examining the optimality and convergence of the proposed offline algorithm when running it in the Rayleigh fading scenario with the following channel gains³ in (29) for the relay node k in (500m, 200m). Fig. 4 shows the optimality and convergence of the proposed offline algorithm with $\epsilon = 10^{-4}$ under different settings of the battery capacity and the data buffer size of relay node k (i.e., $Q_{max,k}$ and $E_{max,k}$, respectively). It can be seen that the proposed

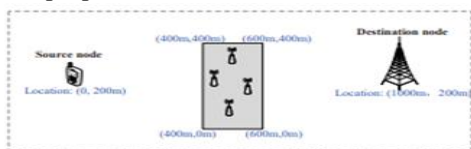


Fig. 3. The network topology used for simulations, where K relays are randomly deployed in the shadowing area.

Algorithm can always converge to the maximum throughput quickly. We can also find that the maximum throughput increases with the increasing of $Q_{max,k}$ and $E_{max,k}$. This is because that the relay is more likely to forward data bits in the time slots with good channel situation when increasing $Q_{max,k}$ and $E_{max,k}$.

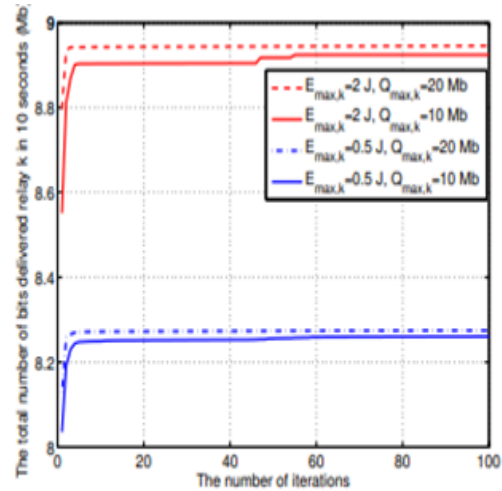


Fig. 4. The optimality and convergence of the proposed offline algorithm with $\epsilon = 10^{-4}$ under different settings of $E_{max,k}$ and $Q_{max,k}$.

Example 2: In this simulation example, we want to compare the average total throughput obtained by the proposed offline algorithm and the proposed online algorithm. We consider a set of EH wireless relay networks as shown in Fig. 3. We vary the number of relays from 10 to 50. For the comparison with our proposed algorithms, we therefore introduce two baseline algorithms: the random selection algorithm and the max-SINR selection algorithm. The random selection algorithm assumes that the source node randomly selects one relay with uniform distribution, and the chosen relay forwards the information to the destination node via the best-effort transmission policy. The max-SINR relay selection algorithm means that the source node selects the relay that poses the best channel gain averaging over the period T , and the chosen relay forwards the information to the destination node via the best-effort transmission policy. Figs. 5, 6, and 7 shows the performance of these four algorithms in terms of the total number of bits delivered, the total energy consumption needed, and the energy efficiency obtained, respectively, in which each point is obtained by averaging over 100 different topologies with the same density.

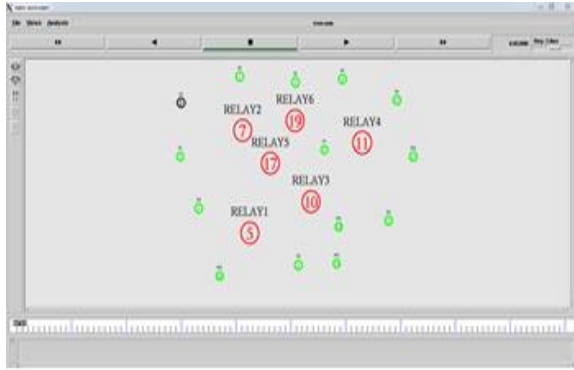


Fig. 5. The total number of bits delivered by the deadline T when using the proposed offline algorithm, the proposed online algorithm, the random relay selection scheme, and the max-SINR relay selection scheme, respectively

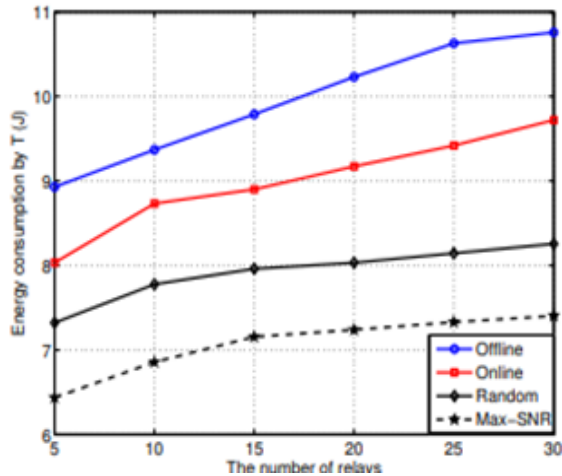


Fig. 6. The total energy consumption by the deadline T when using the proposed offline algorithm, the proposed online algorithm, the random relay selection scheme, and the max-SINR relay selection scheme, respectively of relays. It can be seen that the performance of these four algorithms increases with the increase of the number of relays. It is not surprising to see that the proposed offline algorithm always outperforms the other three algorithms. This is because that the offline algorithm can always make the optimal decisions of relay selection, time scheduling and power control according to the perfect information of energy arrivals and channel fading levels. Furthermore, we can find that using any algorithm, the more bits can be delivered to the destination node with the more energy consumption when increasing the density of relays. This is because that more appropriate relay can be elected as the best relay with the increase of the number of relays. On the other hand, it can be seen that the proposed online

algorithm achieves better performance in comparison with the two baseline algorithms, although it suffers a small degradation from the proposed offline algorithm. Specifically, the degradation is at most 1.5% of total throughput delivered and 11% of energy efficiency. Therefore, the proposed online algorithm may be a viable policy for practical implementation

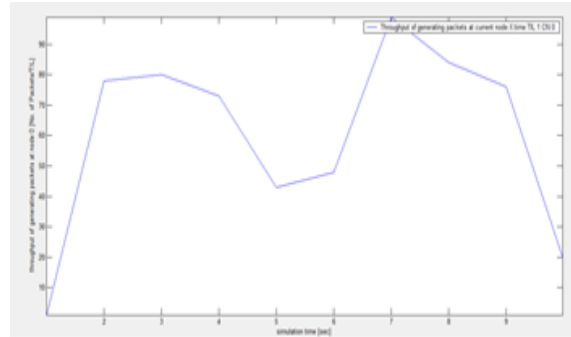


Fig 7: Throughput Calculation

In Fig 7, the proposed algorithm can always converge to the maximum throughput quickly. It can also find that the maximum throughput increases with increasing of the relays. This is because that the relay is more likely to forward data bits in the time slots with good channel situation when increasing switching relays. The throughput from the generating packets maximizes in 2sec and decreases in 5sec again it increases and decreases simultaneously within a selected time slot.

VI. CONCLUSIONS

This paper addressed the joint relay selection and power control problem in the DF EH wireless relay network with finite data and energy storage. In particular, we first solved such an optimization problem under an offline optimization framework by decomposing it into sub problems with the joint time scheduling and power control sub problem and the relay selection problem. Due to the convex nature, the optimal solution to the joint time scheduling and power control problem was obtained via the primal decomposition. After that, the best relay was determined based on the obtained system throughput for each relay. For the practical implementation, we further proposed a sub-optimal online joint time scheduling and power control algorithm. For specific, we first decided the best relay based on the statistical knowledge of energy arrivals and channel states, and

then decided the time scheduling and power control of the best relay that maximizes the total throughput according to the instantaneous state of channel fading, energy arrival, and queue data in each time slot.

REFERENCES

- [1] M. Ismail, W. Zhuang, E. Serpedin, and K. Qaraqe, "A survey on green mobile networking: from the perspectives of network operators and mobile users," *IEEE Trans. Commun. Survey & Tutorials*, vol. 17, no. 3, pp. 1535-1556, Aug. 2015.
- [2] Y. Wu, J. Chen, L. P. Qian, J. Huang, and X. Shen, "Energy-aware cooperative traffic offloading via device-to-device cooperations: an analytical approach," *IEEE Trans. Mobile Comput.*, vol. 16, no. 1, pp. 97-114, Jan. 2017.
- [3] H. Raza, "A Brief Survey of Radio Access Network Backhaul Evolution: Part II," *IEEE Commun. Mag.*, pp. 170-177, Mar. 2013.
- [4] S. Hong, J. Brand, and J. Choi, etc, "Applications of Self-Interference Cancellation in 5G and Beyond," *IEEE Commun. Mag.*, pp. 114-121, Feb. 2014.
- [5] Z. Yang, Q. Zhang, and Z. Niu, "Throughput improvement by joint relay selection and link scheduling in relay-assisted cellular networks," *IEEE Trans. Veh. Technol.*, vol. 61, no. 6, pp. 2824-2835, Jul. 2012.
- [6] S. Zhou, J. Xu, and Z. Niu, "Interference-aware relay selection scheme for two-hop relay networks with multiple source-destination pairs," *IEEE Trans. Veh. Technol.*, vol. 62, no. 5, pp. 2327-2338, Jun. 2013.
- [7] R. Wang, V. K. N. Lau, and H. H, "Opportunistic buffered decode-and-forward (OBDWF) protocol for mobile wireless relay networks," *IEEE Trans. Wireless Commun.*, vol. 10, no. 4, Apr. 2011.
- [8] J. Yue, Z. Lin, and B. Vucetic, "Distributed fountain codes with adaptive unequal error protection in wireless relay networks," *IEEE Trans. Wireless Commun.*, vol. 13, no. 8, Aug. 2014.
- [9] S. Bi and Y. J. Zhang, "Outage-optimal TDMA based scheduling in relay-assisted MIMO cellular networks," *IEEE Trans. Wireless Commun.*, vol. 11, no. 4, pp. 1488-1499, Apr. 2012.
- [10] K. J. Kim, T. Q. Duong, and H. V. Poor, "Outage probability of single-carrier cooperative spectrum sharing systems with decode-and-forward relaying and selection combining," *IEEE Trans. Wireless Commun.*, vol. 12, no. 2, pp. 806-817, Feb. 2013.
- [11] L. P. Qian, Y. Wu, J. Wang, and W. Zhang, "Energy-efficient distributed user scheduling in relay-assisted cellular networks," *IEEE Trans. Wireless Commun.*, vol. 15, no. 6, pp. 4060-4073, Jun. 2016.
- [12] C-L. Wang, T-N. Cho, T-H. Tsai, and M-C. Jan, "A cooperative multihop transmission scheme for two-way amplify-and-forward relay networks," *IEEE Trans. Veh. Tech.*, vol. 66, no. 9, pp. 8569-8574, Sept. 2017.
- [13] L. Lei, Y. Kuang, X. Shen, K. Yang, J. Qiao, and Z. Zhong, "Optimal reliability in energy harvesting industrial wireless sensor networks," *IEEE Trans. Wireless Commun.*, vol. 15, no. 8, pp. 5399-5413, Aug. 2016.
- [14] S. Zhang, N. Zhang, S. Zhou, J. Gong, Z. Niu, and X. Shen, "Energy-aware traffic offloading for green heterogeneous networks," *IEEE J. Sel. Areas Commun.*, vol. 34, no. 5, pp. 1116-1129, May 2016.
- [15] L. P. Qian, G. Feng, and V. C. M. Leung, "Optimal transmission policies for relay communication networks with ambient energy harvesting relays," *IEEE J. Sel. Areas Commun.*, vol. 34, no. 12, pp. 3754-3768, Dec. 2016.
- [16] Y. Luo, J. Zhang, and K. B. Letaief, "Optimal scheduling and power allocation for two-hop energy harvesting communication systems," *IEEE Trans. Wireless Commun.*, vol. 12, no. 9, pp. 496-510, Mar. 2015.
- [17] I. Ahmed, I. Ikhlef, R. Schober, and R. K. Mallik, "Power allocation for conventional and buffer-aided link adaptive relaying systems with energy harvesting nodes," *IEEE Trans. Wireless Commun.*, vol. 13, no. 3, pp. 1182-1195, Mar. 2014.