

Thermal Analysis of Engine Block of a Single Cylinder Four Stroke Engine with Different Types of Materials

Sana vinod¹, V.Sitaramreddy²

¹*M.Tech from Newton's Institute of Science and Technology, Alugurajupally, Koppunoor Post, Macherla, Guntur Dist, Andhra Pradesh, India*

²*Assistant Professor of Mechanical Department from Newton's Institute of Science And Technology, Alugurajupally, Koppunoor Post, Macherla, Guntur Dist, Andhra Pradesh, India*

Abstract- A cylinder block is a solidified structure containing the cylinder(s) of a reacting engine and reliably a couple or a large portion of their related incorporating structures (coolant passage, affirmation and exhaust areas and ports, and crankcase). The term motor square is routinely used synonymously with "cylinder block".

In the fundamental terms of machine segments, the unmistakable pivotal parts of an engine, (for example, cylinder(s), chamber head(s), coolant ranges, affirmation and vapor sections, and crankcase) are theoretically particular, and these considerations would all be able to be instantiated as discrete pieces that are launch together. Such advancement was to an awesome degree broad in the early various years of the commercialization of inside burning motors (1880s to 1920s), and it is still some of the time utilized as a bit of specific applications where it stays productive (particularly huge engines, additionally some little engines). In any case, it is no more the ordinary system for building most petroleum engines and diesel engines, in light of the route that for any given engine setup, there are more suitable strategies for preparing for era (in addition for help and repair). These by and large fuse solidifying various machine fragments into one discrete part, and doing the making, (for example, tossing, stamping, and machining) for various sections in one setup with one machine organize system (of a machine instrument or other piece of gathering equipment). These yields cut down unit cost of era (and in addition upkeep and repair). Today most engines for cars, trucks, transports, tractors, so on are worked with sensibly exceptionally planned arrangement, so the words "mono square" and "en piece" are once in a while utilized as a bit of depicting them; such advancements is a great part of the time certain. Thusly "engine piece", "barrel square", or basically "square" are the terms in danger to be heard in the parking space or in the city

1. INTRODUCTION

The essential viably working internal start engine used as a piece of a vehicle was worked by Siegfried Marcus in around 1864. It was an upright single-chamber, two-stroke oil fuelled engine that in like manner utilized a carburettor to pass on fuel to the engine. The engine was determined to a truck with four wrangles continued running under its own vitality. Not simply has Marcus conveyed the chief engine that is the prompt predecessor to the present engines, he had in like manner built the fundamental vehicle ever, around 20 years before Gottlieb Daimler's car.



Fig 1 engine block

The present engines are a major bit of a vehicle that are trademark distinctive diagrams and are comprehensively more identity boggling than early auto engines. Creative headways, for example, electronic fuel blend, drive-by-wire (i.e., PC controlled) throttles, and chamber deactivation have made motors more beneficial and outrageous. The use of lighter and more grounded arranging materials to make particular parts of the motor has additionally had an effect; it has enabled modelers to produce the

ability to-weight of the motor, and as needs be the auto.

Standard portions found in an engine consolidate cylinders, camshafts, timing chains, rocker arms, and distinctive parts. Right when totally stripped of all parts, the focal point of the engine can be seen: the chamber piece. The barrel square (noticeably known as the engine piece) is the most grounded portion of an engine that gives a huge piece of the hotel to the few areas found in a bleeding edge engine. Since it is similarly a for the most part significant fragment, it constitutes 20-25% of the total weight of an engine. Appropriately there is much eagerness for decreasing the piece's weight.

Various early engine squares were produced using strong metal blends essentially in view of its high caliber and insignificant exertion. In any case, as engine plots ended up being more ensnared, the weight of the engine (and the vehicle) had extended. Therefore the yearning among makers to use lighter aggravates that were as strong as thrown irons developed. One such material that was being used as a substitute was aluminum mixes. Used sparingly in the 1930's (in view of issues with solidness), aluminum composite use in engine pieces extended in the midst of the 1960's and 1970's as a way to deal with construct fuel efficiency and execution. Together, these two metals were used exclusively to produce engine squares. Beginning late, regardless, another material methodology has made magnesium blend sensible for use in engines. The composite, called AMC-SC1, weighs not precisely both cast iron and aluminum mixes and addresses new possible results in engine gathering. Another gathering methodology have made compacted graphite cast press (CGI) a down to earth differentiating alternative to diminish cast press for the create of diesel engine squares. Like magnesium aggravates, this material offers a higher quality and lower weight than diminish castpress.

2. MATERIALS

Gray Cast Iron Alloys

Dark cast press amalgam have been the overwhelming metal that was utilized to make Ordinary gas-energized engine pieces. Disregarding the way that wide use of aluminum mixes has diminished the noticeable quality of this material, in any case it finds wide use in diesel-fuelled squares,

where the internal nerves are significantly higher. Diminish cast squeeze amalgams frequently contains 2.5-4 wt.% carbon and 1-3 wt.% silicon, 0.2-1.0 wt.% manganese, 0.02-0.25 wt.% sulfur, and 0.02-1.0 wt.% phosphorus [8]. It has eminent damping limit, incredible wear and temperature resistance, is successfully machinable, and is efficient to convey. In any case, diminish cast irons are for the most part frail and are slanted to break and misshapening. On account of these issues, compacted graphite press has starting late fought with dull give press a part as the choice material to convey diesel engine pieces.

Aluminum Alloys

One of the key weight saving components in the engine design is the usage of a cast aluminum barrel impede with cast squeeze load liners. The cast squeeze liners (with ground outside-separate over) are squeeze fit into the exactness depleted aluminum barrel square. This gives perfect warmth move into the chamber piece. The iron liners give the wear resistance anticipated that would upgraded strength. The foundation methodology for the liners fuses cooling the liner going before position and refined precision urge seeing to ensure honest to goodness foundation.

After foundation, the ID of the iron liner is depleted to a mass-saving 1.5 millimeter divider thickness.

Aluminum composite use has gotten pervasiveness since the 1960's as a way to deal with diminish the general weight of the vehicle. There are two useful consequences: upgraded execution to-weight extent and extended fuel adequacy. The drawbacks of using aluminum in engine pieces are that they are more expensive to create than cast squeeze amalgams.

In any case, the quality to-weight extent of aluminum blends is hard to carelessness, and collecting frames made amid the time have limited the cost distinction among aluminum and cast press. There are two aluminum amalgams that are chiefly used as a piece of the manufacture of chamber pieces: 319 and A356. Aluminum amalgam 319 has a structure of 85.8-91.5 wt.% aluminum, 5.5-6.5 wt.% silicon, 3-4 wt.% copper, 0.35 most extraordinary wt.% nickel, most prominent 0.25 wt.% titanium, most outrageous 0.5 wt.% manganese, most extraordinary 1% press, most outrageous 0.1 wt.% magnesium, and most prominent 1 wt.% zinc.

3. INTRODUCTION TO CATIA

CATIA is an absolutely robotization programming which relates with the mechanical field. It is graphical UI which is certainly not hard to learn additionally the thing is highlight based and parametric strong showing. We can draw 2D and 3D models of a territory and in like way the get-together of the parts should be possible in it.

The shape or geometry of the model or gathering is poor upon the qualities which are recommended as targets. Modules, for example, sketcher module used to outline 2D representations, part design module is utilized to chart the 3D models of geometry, and Assembly work game plan is utilized to collect the diverse parts which are pulled in the part plot module. Kinematics is utilized to give the excitement or improvement to the part bodies which are orchestrated and amassed to some degree and get together format modules.



fig 2 Single cylinder engine block in catia

4. INTRODUCTION TO ANSYS

The significant idea in FEA is that the body or structure may be disconnected into more minor fragments of restricted estimations called "Constrained Elements". The main body or the structure is then considered as an assortment of these parts related at a set number of joints called "focus focuses". Clear cutoff points are approximated the clearings over each obliged section. Such recognized points of confinement are called "shape limits". This will suggest the advancement inside the sections like the development at the focuses of the fragments.

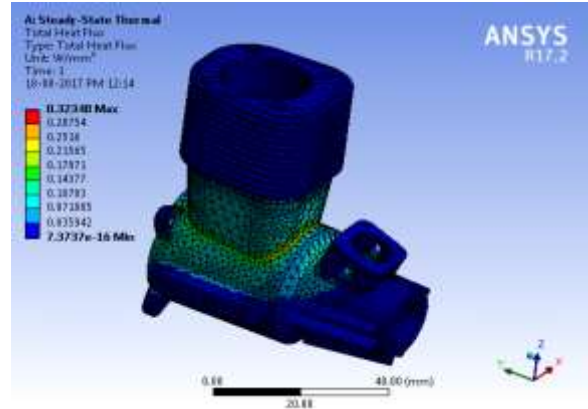
The Finite Element system is a sensible gadget for settling standard and deficient differential relationship in light of the truth it is a numerical gadget, it can manage the capricious issue that can be implied in differential logical announcement from. The usage of FEM is unfathomable as respects the

strategy of normal arrangement issues. In light of high cost of taking care of power of years traveled by, FEM has a foundation set apart by being utilized to manage complex and cost essential inconveniences.

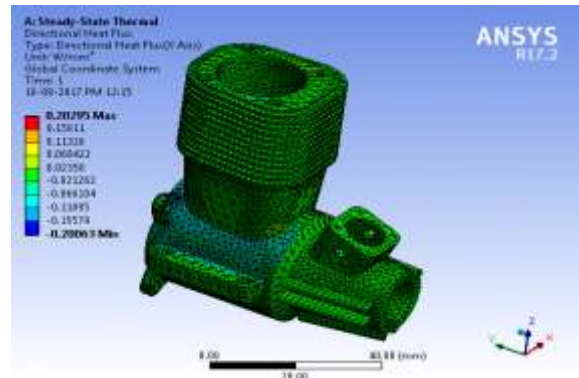
Ansysis results

Al 356-T6

Heat flux




Directional heat flux




Amc-sc1

Heat flux



Directional heat flux



Result

material	Aluminum alloy Al356-T9	Magnesium alloy Amc-sc1
Heat flux	0.32348 W/mm ²	0.3214 W/mm ²
Directional heat flux	0.20295 W/mm ²	0.20142 W/mm ²

5. CONCLUSION

Extracting maximum amount of energy from the gasses at high temperature to enhance thermal productivity is the principle point of the cylinder engine block innovation. In this undertaking, thermal weights on the turbine engine block are dissected. The outline of engine is created by utilizing CATIA V5 design tool. Thermal examination is performed on the engine piece by applying temperature. The engine block and are subjected to high thermal anxieties, hoisted temperatures and are worked in forceful conditions. The motor pieces are made of colorful materials to get by in this environment. Three materials, for example, aluminum alloy and magnesium alloy utilized for produce of multi barrel motor square. Concentrate on various materials which are reasonable for the change of motor piece . The best material has been recommended for motor by investigation on various materials. Most extreme temperatures are seen at the tip segment of the motor piece .thermally aluminum combination is the best material for motor square.

REFERENCES

- [1] R.S. Khurni, J.K. Gupta: A Text Book of Machine Design 2005 Edition Chapter 12 Internal Combustion Engine parts.
- [2] Dynamic Load and Stress Analysis of a Crankshaft. Paper no. 2007-01-0258. F.H. Montazersadgh and Ali Fatemi, University of Tornado.
- [3] Calculating and Displaying Fatigue Results By Raymond Browell, Product Manager New Technologies, Ansys, Inc.
- [4] G.F. Mauer, Modelling and experimental validation of torsional crankshaft speed fluctuation: a model for dynamics of IC engine, SAE Technical Paper No. 940630, 1994.
- [5] F.Gu, P.J.Jacob, A.D.Ball, Non-parametric models in the monitoring of engine performance and condition- part2:non- intrusive estimation of diesel engine cylinder pressure and its use in fault detection, Proceedings of the Institution of Mechanical Engineers, Part D - Journal of Automobile Engineering 213 (1999)73–81.
- [6] <http://www.journeytoforever.org>
- [7] <http://www.dieselnet.com>
- [8] <http://www.dieselpage.com>

AUTHOR DETAILS

1. Sana vinod M.Tech from Newton’s institute of science and technology, Alugurajupally, koppunoor post, macherla, guntur dist,andhra pradesh,india
2. V.Sitaramreddy working as assistant professor of mechanical department from Newton’s institute of science and technology Alugurajupally, koppunoor post, macherla, guntur dist,andhra pradesh,india