

Design and Fabrication Dual Side Shaper Machine

P. Hamsika¹, P. Kusuma², V. Shivakumar³, S Amith Kumar⁴

^{1,2,3} Students, Mechanical Engineering, St. Martin's Engineering College, Hyderabad, India

⁴ Asst Professor, Mechanical Engineering, St. Martin's Engineering College, Hyderabad, India

Abstract- The vast majority of the businesses industries are having different sorts of responding machines for performing machine procedure on little size of work. A forming machine is for the most part utilized for molding the devices, which might be even, vertical or slanted. In a double shaper machine, raw material are formed from the two sides, which make it more favorable than expected shaper. Double Shaper machine encourages businesses to accomplish high creation rate at a slight measure of time and cost. Double Shaper machine diminishes the creation cost just as the time. In this venture, a double side shaper machine is structured with the assistance of fast return component; the revolving movement of the engine is changed over into straight movement of the device which shapes the material mounted on the bad habit from both the side. The brisk return instrument changes over turning movement into responding movement, yet not at all like the wrench and slider, the forward responding movement is at more slow rate than the arrival stroke. DC engine is associated with the instrument with the assistance of chain and sprocket. Entire component is based on tough metal frame.

Index terms- Shaping, Machine, quick-return, linear-motion

INTRODUCTION

A Shaper is a sort of contraption apparatus that utilizes straight relative motion between the work piece and a single point slicing device to machine a direct instrument way. Its slice is practically equivalent to that of a machine, then again, actually it is straight rather than helical. Work carried out by the piece mounts on an intransigent, confine molded table front of the machine. The importance of the table can be acclimated to suit the work piece, and the table can cross sideways underneath the responding instrument, which is mounted on the ram. Table in motion may be controlled in a physical yet is usually a cutting-edge via automatic feed component following up on the feed screw. The ram slides to and fro over the work. At the front finish of the ram is the

vertical apparatus slide that can be modified in accordance with either side of the vertical plane along the stroke hub. This machine slide manages the clapper box and the device post, from which the apparatus can be situated to cut a straight, level surface on the highest point of the work piece. The device slide licenses taking care of the device downwards to develop a cut. The apparatus slide licenses taking care of the instrument downwards to develop a cut. At the point when a heap is put on the info pole of the scotch burden by an actuator, sideward push causes the information pole and burden arm to bow and contort. This builds the grinding on the sliding nut. At the extraordinary places of movement of the sliding nut, the bowing and turning become serious and the burden arm will in general tie.

LITERATURE REVIEW

R M Lathe et.al, Scrutinized that regular machining process devours high point in time and expands the work cost, to beat these issues and challenges he utilized robotized electric compressed air gadgets and PLCs in the shaping machine. He created electro pneumatic circuit for performing forming tasks, which makes the activity self-loader by utilizing a solitary point cutting device. Robotization of the machines are made with the assistance of pneumatic gadget, sensors, mechatronics and PLCs and so forth. M.V.N Srujan Manohar et al, Studied that pneumatic shaper is utilized for high creation of programmed gear cutting with auto ordering work piece. A little wrench gear structure has been in this way contrived to show the apparatus cutting connections in molding machines. Anand Shukla et al., Investigated that improving of the reducing power and force utilization of the designer machine by shifting various parameters during cutting activity utilizing PC interface. He built up a technique to discover cutting

power and force required by the device to perform forming procedure on work piece.

Dharwa et al, Investigated that vitality is the most indispensable viewpoint in the improvement of current innovative human advancement. The regular vitality sources are in effect scant, so elective vitality sources are discovered which must be modest, effectively accessible and must fulfill the specialized necessities. Force required for accelerating is well underneath the limit of a normal solid individual. R.Maguteeswaran et al examined that the different machining process in assembling businesses are done by independent machining machine. It need more room for necessity and time with high costs. Yet, the creation of multi activity machine, which includes three tasks in a solitary machine. The activities are in particular penetrating, opening and forming Devanand R. Tayade et al investigated that assessment of cutting and symmetrical parameter represents one of the most significant components for quality and profitability which assume huge job in the present assembling market. From clients see point quality is significant on the grounds that the degree of nature of the secured thing (or item) impacts the level of fulfillment of the purchasers during utilization of the acquired products.

DESIGN AND FABRICATION

The model is designed with the help of AutoCAD and the designed models in different views can be seen Fig 1 (a & b) and Fig 2.




Fig 1(a & b): Front and Side Views of the Designed Model

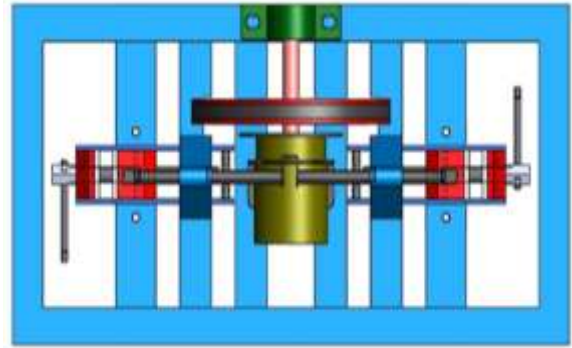





Fig 2: Top view of the designed shaper Machine
 FRAME: The components are mounted on the frame, which is made up of Mild steel. The some of the components are assembled on the frame by using Arc welding

The Components Used for fabrication are listed in Table 1.

Table 1: Components for Fabrication

Sl No	Name of the Component	Image
1	Motor	
2	Chain	
3	Chain Sprocket	

WORKING PROCEDURE

This component changes over pivoting movement of a wrench convert into straight movement. The force supplies is to be associated in A.C. motor, when the pole to begin in pivoting second, the wrench turns the opened bar within burden part and furthermore moves in forward and in reverse heading. At the point when the wrench will be turn clockwise way and burden will get dislodging second at forward.

The A.C. motor consistently is dependent upon the little difference in speed between stator and turning attractive field and propeller-driven shaft speed called slip to actuate propeller current in the rotor A.C. winding. Accordingly, the enlistment motor can't deliver torque close to simultaneous speed where acceptance is superfluous to exist. On The Other Hand, the coordinated motor doesn't depend on slip-enlistment for activity and uses either lasting magnets, notable posts or a free invigorated rotor winding. The simultaneous motor delivers its rated torque at precisely coordinated speed. The brushless injury rotor doubly took care of coordinated motor framework has an autonomously invigorated rotor winding that doesn't depend on the standards of slip acceptance of the present. A brushless injury rotor doubly took care of motor is a simultaneous motor that can function precisely at the gracefully recurrence or sub too different of the flexibly recurrence.

Shaper is the metal curtailing machine apparatus intended for cutting level work piece by a device. Forming is utilized to machine flimsy and delicate plates. The activity of machine is streamlined to barely any straightforward tasks including a motor and apparatus head course of action. At the point when either the wrench is driven by a motor or by handle, the wrench pivots about the hub, so the crankpin slides inside the space of the opened plate. As the wrench pivots, the opened bar responds because of the sliding of wrench pin.

The associating bar connected with the opened plate on the two sides, responds as the wrench turns. The cutting instrument is joined at the two sides of associating pole, to complete the cutting activity. Since the cutting equipment is set on the two sides, activity should be possible at either the sides of the machine for example the arrival stroke toward one side is changed over into cutting stroke at the opposite end, accordingly it lessens the creation time and expands the Metal removal rate (MRR).

RESULTS AND DISCUSSION

Due to rapid growth in production industry it's very important that we use the time in a best manner so this dual side shaper machine helps in making the best use of time. It also increase the production rate than before where it would only done the shaping

operation on one side and now by using this dual side shaper two side shaping operation can be done and it results in increased rate of production in manufacturing industry. The final fabricated machine can be seen in Fig 3.



Fig 3: Final Fabricated Dual Shaper Machine

CONCLUSION

The double side shaper apparatus looks like amassing of two existing shaper machines. Subsequently, the machine consumes less space, the quantity of gear's are diminished. For a similar measure of work created by the current shapers the work cost and force utilization are diminished and furthermore the general machining time is decreased to 40% contrasted with the current shapers. The primary target is to lessen the time and to expand the creation rate. From the above task it tends to be reasoned that "Double side shaper machine and pounding wheel connection" is having acceptable machinability and it will be valuable in business industries.

REFERENCES

- [1] Veldi Kanakaraju , Boda Ramesh , Manga Hymanjali , Kanjarla Shyam Kumar, 2019, Fabrication of Dual Side Shaper Machine using Scotch Yoke Mechanism, INTERNATIONAL JOURNAL OF ENGINEERING RESEARCH & TECHNOLOGY (IJERT) Volume 08, Issue 07 (July 2019)
- [2] Kanakaraju, V., Ramesh, B., Hymanjali, M., & Kumar, K.S. (2019). Fabrication of Dual Side Shaper Machine using Scotch Yoke Mechanism.

International journal of engineering research and technology, 8.

- [3] Shukla, Archit & Gehlod, Lalit. (2014). AN IMPLEMENTATION OF BROWSER EXTENTION FOR PHISHING DETECTION AND PREVENTION. INTERNATIONAL JOURNAL OF ENGINEERING SCIENCES & MANAGEMENT. 4. 16-23.
- [4] R.Maguteeswaran, M.Dineshkumar, R.Dineshkumar, K.Karthi, R.Sabariselvan, "FABRICATION OF MULTI PROCESS MACHINE" INTERNATIONAL JOURNAL OF RESEARCH IN AERONAUTICAL AND MECHANICAL ENGINEERING, Vol.2 Issue.2, February 2014, Pg: 105-111
- [5] Devanand R. TayadeDr.Dheeraj S. Deshmukh, Evaluation of cutting and geometric parameter of single point cutting tool for turningoperation, nternational Journal of Innovative Research in Advanced Engineering (IJIRAE)ISSN: 2349-2163Volume 1 Issue 6(July2014)