

# A Survey on Multi resolution based architecture for real time edge and corner detection

Shraddha Sahadeo Aher, Prof. Nandini. Dhole

Department of Electronics & Telecommunication, R.M.D Sinhgad School of Engineering, Pune, India

**Abstract**— This architecture used for image and video processing with reduced latency and memory requirements, supporting a variable input resolution. The proposed architecture is optimized for feature detection such as the canny edge detector and the Harris corner detector. These algorithm simplifications are employed to reduce mathematical complexity, memory requirements, and latency without losing reliability. Furthermore, this algorithm is implemented on an FPGA-based platform. Depending upon performance analysis of the FPGA and the GPU implementations, and an extra CPU reference implementation, shows the competitive throughput of the proposed architecture even at a much lower clock frequency than those of the GPU and the CPU.

**Index Terms**- FPGA,GPU,CPU.

## I. INTRODUCTION

Considerable research has been carried out on corner detection and edge detection in recent years. This section briefly reviews a number of proposed algorithms in edge and corner detection.

Mohammad Awrangjeb et al presented contour-based corner detection and they discussed about the two major issues – curve smoothing and curvature estimation, which have major impacts on the corner detection performance. Contour-based corner detectors directly or indirectly estimate a significance measure (e.g., curvature) on the points of a planar curve, and select the curvature extreme points as corners

Common contour-based corner detection techniques having five steps: edge extraction and selection; curve smoothing; curvature estimation; finding corners; and coarse-to-fine corner tracking.

Pei-Yung Hsiao et al they proposed a digital hardware scheme to deal with the multilayered image processing in real-time response. The PC-based software programming used in complex or luxuriant image processing algorithms is time consuming and resource wasting. As appropriate processing for the image data indeed speedups complicated algorithms, they focus on multilayered processes. Multilayered image processing is used to avoid waiting for the result from every previous steps to access the memory which occurs in many applicable algorithms. that proposed system is shown in figure 1.1.

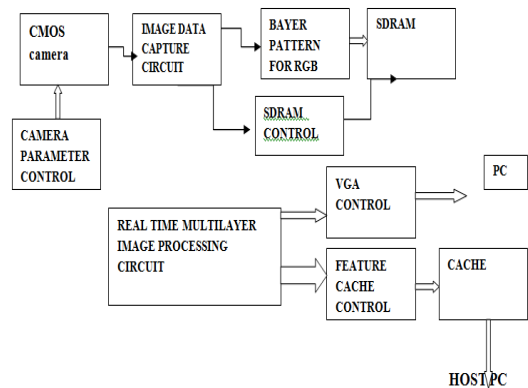


Fig. 1.1 proposed system of multilayer image processing

QianXu et al presented a mechanism to implement the canny algorithm at the block level without any loss in edge detection. In this algorithm it computes the edge detection thresholds based on the block type and the local distribution of the gradients in the image block. The Canny edge detector is one of the most widely used edge detection algorithms due to its superior performance. Not only is it computationally more intensive as compared with other edge detection algorithms, but it also has a higher latency because it is based on frame-level statistics. That shown in figure 1.2

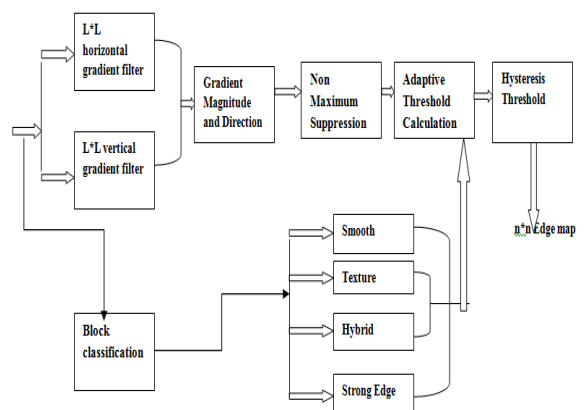


Fig. 1.2 Block diagram of canny edge detection algorithm

Xinting GAO Et Al there are two novel corner detection methods for gray level images based on log-Gabor wavelet transform. The input image is decomposed at multiscales and along multi-orientations. In the first algorithm, the magnitude along the direction that is orthogonal to the gradient orientation represents the “cornerness” measurement. The second proposed method is based on log-Gabor wavelets and second moment matrix. The input image is decomposed by the log-Gabor wavelets at multiscales along multi-orientations. Then the components at different scales and orientations are projected onto an axis and formulated into the second moment matrix. Finally, the smaller eigenvalue of the second moment matrix is used to detect corner points.

G. Anusha et al presented FPGA based architecture for Edge Detection using Sobel operator. Sobel operator is chosen due to its property of less deterioration in high levels of noise. The Sobel operator is a classic first order edge detection operator computing an approximation of the gradient of the image intensity function. At each point in the image the result of the Sobel operator is the corresponding norm of this gradient vector. The Sobel operator only considers the two orientations which are 0 and 90 degrees convolution kernels.

G.T. Shrivakshan et al presented study of different operators used in edge detection and their advantages and disadvantages. Also different fundamental concepts of various filters are studied and apply these filters in identifying a shark fish type which is taken as a case study. The software is implemented using MATLAB. The main two operators in image processing are Gradient and Laplacian operators. The case study deals with observation of Shark Fish Classification through Image Processing using the various filters which are mainly gradientbased Roberts, Sobel and Prewitt edge detection operators, Laplacian based edge detector and Canny edge detector.

Jyoti Malik et al presented a Harris Corner Detector as a corner detection technique to extract palmprint features in the form of corners. Sliding window method is used as a feature matching method for the corners detected. Here hamming distance similarity measurement Using sliding window method is used as a feature matching method for the corners detected. The aim of using hamming distance method for corner matching is the non-dependency of the method with the number of corners detected. So, the comparison (matching) time will be constant with hamming distance feature matching method.

Mamta Juneja et al presented the comparative analysis of various Image Edge Detection methods. They suggested that the canny's edge detection algorithm performs better than all operators. Edges characterize boundaries and are therefore considered for prime importance in image processing. Edge detection filters out useless data, noise and frequencies while preserving the important structural properties in an image. The evidence for the best detector type is judged by studying the edge maps relative to each other through statistical evaluation.

Detection of edges for an image may help for image segmentation, data compression, and also help for well matching, such as image reconstruction. Variables involved in

the selection of an edge detection operator include Edge orientation, Noise environment and Edge structure

NilanjanDey et al presented a comparative study between Moravec and Harris Corner Detection for obtaining features which is required for tracking and recognizing objects from a fused image. Image fusion is a combination of information gathered from different images which is useful for extraction of more numbers of features from Multi-biometric systems, useful for the purpose of biometric recognition and identification. Image fusion is carried out using wavelet based alpha blending technique. The wavelet transform describes a multi-resolution decomposition process in terms of expansion of an image onto a set of wavelet basis functions Alpha-Blending is the way of mixing of two images together to form a fused image. Alpha Blending is accomplished in computer graphics by blending each pixel from the first source image with the corresponding pixel in the second source image.

Poonam Dhankhar et al gives a review and research of edge detection techniques for image segmentation. Segmentation is a process of distinguishing objects from the background. Hence, Image segmentation is distinguishing or partitioning the image from its background. The four main approaches used for image segmentation are: threshold techniques, edge detection techniques, region-based techniques, and connectivity preserving relaxation methods. Edge detection is an important step as it is a process of identifying and locating sharp discontinuities in an image. In this paper through study has been done on most commonly used edge detection techniques such as Sobel, Prewitt, Roberts, Canny, Laplacian Guassian (LoG).

Reddy Sekhar et al provided a comprehensive study of corner detection methods and their evaluation. Corner is one of the important features, which can be identified by the change of intensity gradient in at least two-directions. Corner detectors have many applications in computer vision, object tracking or recognition. The corner detectors are classified into three

Classes: contour based, intensity based and parametric based model. The performances of corner detector are presented in terms of consistency, accuracy, matching score, information rate, ground truth, visual inspection.

Mukesh Kumar et al in gives a deep study of various edge detection techniques as Prewitt, Robert, Sobel, Marr Hildrith and Canny operators. An edge may be defined as a set of connected pixels that forms a boundary between two disjoint regions.

Edge detection is basically, a method of segmenting an image into regions of discontinuity. Edge detection plays an important role in digital image processing and practical aspects of our life. Edge detection allows user to observe those features of an image where there is a more or less abrupt change in gray level or texture indicating the end of one region in the image and the beginning of another. Many edge detection techniques have been developed for extracting edges from digital images. Gradient based classical operators like Robert,

Prewitt, Sobel were initially used for edge detection but they did not give sharp edges and were highly sensitive to noise image. Laplacian based Marr Hildrith operators also suffers from two limitations: high probability of detecting false edges and the localization error may be severe at curved edges but the algorithm proposed by Canny is considered as the ideal edge detection algorithm for images that are corrupted with noise. Canny's aim was to discover the optimal edge detection algorithm which reduces the probability of detecting false edge, and gives sharp edges.

Zhenxing Luo presented several important corner detectors. More recent developments in corner detection techniques are also presented. Some famous corner detection methods include SUSAN detector, Harris detector, wavelet based detector and blob detector.

The core idea of Harris detector is calculate the eigenvalues and eigenvectors of a small region. Then, use the largest two eigenvalues to calculate some functions. Finally, use the function value and a threshold to detect the corner. SUSAN corner detector does not require derivative. The main idea of SUSAN is the usage of a mask to count the number of pixels having the same brightness as the center pixel. By comparing the number of pixel having the same brightness as the center pixel with a threshold, the detector can determine whether the center pixel is a corner. These two corner detectors can be compared in terms of complexity, stability, execution time.




Fig. 1.3 (a) original image (b) Edge detected image




Fig. 1.4 (a) original image (b) corner detected image

## II. CONCLUSION

A proportional summarization and algorithms about edge and corner detections is explained. Canny edge detector gives better result as compared to others with some positive points.

It is less sensitive to noise, adaptive in nature, resolved the problem of streaking, provides good localization and detects sharper edges as compared to others. It is consider as optimal edge detection technique. It also explains the Harris corner detector. It is most widely used corner detection technique due to its reliable performance with noisy images.

## III. FUTURE SCOPE

In case of Canny edge detector further research in future is possible as an improved Canny algorithm to detect edges in color image without converting in gray image. Also research will be done for improved Canny algorithm for automatic extraction of moving object in the image guidance. In case of Harris detector future work will be done to increase the flexibility level. Wireless sensor networks have been a popular research area. In the future, image corner detection techniques can be combined with wireless sensor networks to provide remote corner detection for many interesting applications, such as corner detection in remote health care.

## REFERENCES

- [1] Mohammad Awrangjeb, Guojun Lu, and Clive S. Fraser, "Performance Comparisons of Contour-Based Corner Detectors", *IEEE Transactions On Image Processing*, Vol. 21, No. 9, pg 4167-4179, September 2012.
- [2] Pei-Yung Hsiao, Chieh-Lun Lu, Li-Chen Fu, "Multilayered Image Processing for Multiscale Harris Corner Detection in Digital Realization", *IEEE Transactions On Industrial Electronics*, Vol. 57, No. 5, pg 1799-1805, May 2010.
- [3] Qian Xu, SrenivasVaradarajan, ChaitaliChakrabarti, Lina J. Karam, "A Distributed Canny Edge Detector: Algorithm and FPGA Implementation," *IEEE Transactions On Image Processing*, Vol. 23, No. 7, pg 2944-2960, July 2014.
- [4] Xinting Gao, Farook Sattar, and Ronda Venkateswarlu, "Multiscale Corner Detection of Gray Level Images Based on Log-Gabor Wavelet Transform", *IEEE Transactions On Circuits And Systems For Video Technology*, Vol. 17, No. 7, pg 868-875, July 2007.
- [5] G. Anusha, Dr.T. JayaChandra Prasad, Dr.D. SatyaNarayana, "Implementation of SOBEL Edge Detection on FPGA," *International Journal of Computer Trends and Technology*, Vol. 3 Issue3, pg 472-475, 2012.
- [6] G.T. Shrivakshan, Dr.C. Chandrasekar, "A Comparison of various Edge Detection Techniques used in Image Processing," *IJCSI International Journal of Computer Science Issues*, pg 269-276, September 2012.
- [7] Jyoti Malik, Ratna Dahiya, G. Sainarayanan, "Harris Operator Corner Detection using Sliding Window Method", *International Journal of Computer Applications* Vol 22, No.1, pg 28-37, May 2011.
- [8] Mamta Juneja, Parvinder Singh Sandhu, "Performance Evaluation of Edge Detection Techniques for Images in

- Spatial Domain”, International Journal of Computer Theory and Engineering, December, Vol 1, No 5, pg 614-621,2009.
- [9] NilanjanDey ,Subhendu Das, “A Comparative Study Between Moravec and Harris Corner Using Wavelet Based Image Fusion”,International Journal of Advanced Research in Computer Science and Software Engineering ,Vol 2,Issue 1,pg 1-5,January 2012.
- [10] PoonamDhankhar, NehaSahu , “A Review and Research of Edge DetectionTechniques for Image Segmentation,”International Journal of Computer Science and Mobile Computing, Vol.2 Issue 7, pg86-92,July 2013.
- [11] 11. Reddy Sekhar K, Mahesh M, “Performance Evaluation Of Corner Detectors: A Survey,”IJCSMC,Vol. 2, Issue. 10, pg226 – 233, October 2013.
- [12] Rashmi , Mukesh Kumar, RohiniSaxena, “Algorithm And Technique On Various Edge Detection: A Survey,” Signal & Image Processing : An International Journal (SIPIJ) ,Vol.4, No.3, pg65-75, June 2013.
- [13] Zhenxing Luo,” Survey of Corner Detection Techniques in Image Processing”, International Journal of Recent Technology and Engineering (IJRTE) ,Vol 2,Issue 2, pg 184-185,May 2013.
- [14] Paulo Ricardo Possa, Sidi Ahmed Mahmoudi, NaimHarb, Carlos Valderrama, “A Multi-Resolution FPGA-Based Architecture for Real-Time Edge and Corner Detection”, IEEE Transactions On Computers, January 2013.