

An Analysis of GST Collection of India (State Wise) with Special Reference to Calendar Year (2019-2020)

Mr.R.Rajasekaran¹, Mr.P.Pavithran²

¹Assistant Professor, Department of Commerce, NIFT-TEA College of Knitwear Fashion, Tiruppur, Tamil Nadu

²Department of Commerce, NIFT-TEA College of Knitwear Fashion, Tiruppur, Tamil Nadu

Abstract- GST is an Indirect Tax which has replaced many Indirect Taxes in India. The Goods and Service Tax Act was passed in the Parliament on 29th March 2017. The Act came into effect on 1st July 2017; Goods & Services Tax Law in India is a comprehensive, multi-stage, destination-based tax that is levied on every value addition. In simple words, Goods and Service Tax (GST) is an indirect tax levied on the supply of goods and services. This law has replaced many indirect tax laws that previously existed in India. GST is one indirect tax for the entire country. This article deals with Analysis of GST Collection of India.

Index terms- GST, Indirect Tax

1. INTRODUCTION

Earlier the constitution empowered the central government to levy excise duty on manufacturing and service taxes on the supply of services. Similarly, it empowers the state government to levy the state tax on Value Added Tax (VAT) on sales of goods. This exclusive division of fiscal powers has led to a manipulation of indirect tax in the country. Further, a central tax was levied on intrastate of goods. In addition, many states also levy entry tax on the entry of goods in their locality.

So, as to overcome this problem, the government at this stage has introduced a single taxation system which includes in itself all taxes to avoid the various problems related to taxation system and thus giving this control in only one hand. GST stands for Goods and Services Tax. It is an indirect tax throughout India to replace taxes levied by the central and state government. It was introduced as the 122 Amendment Act, 2016, following passage of Constitution 122 Bill Amendment. The GST is governed by GST Council and its chairman is UNION FINANCE MINISTER OF INDIA →

ARUN JAITLEY. Its introduction is a step in the reform of indirect taxation in India. Amalgamating of several central and state taxes into a single tax. This would mitigate crusading or double taxation, defoliation a common national market. This simplicity of the tax is leading to easier terms of a reduction in the overall tax burden on goods, which is currently estimated at 28-30% free movement of goods from one state to another without stopping at borders for hours for checking or state tax or entry tax and reduction of work to a large extent. GST was applicable from 1st July 2017. The reform in indirect taxes was introduced by VISHWANATH PRATAPSINGH. By introduction of Modified Value Added Tax (MODVAT), GST will be levied

1.1 Needs of the Study:

- There was no uniformity of tax rates and structure across states before the GST.
- There is a cascading of taxes due to "Tax on Tax". No credit excise duty and service tax are paid at the state of manufacture are available to the traders while paying the state level sales tax or VAT.
- No payment of state taxes speed in one state can be reimbursed in other states. Hence the prices of goods set artificially inflated to the extent of "Tax on Tax".
- Under the Tax Reforms GST Make huge chances in the financial system of the country.

1.2 Objectives of the Study:

- To gain an in-depth understanding of GST taxation system evaluation in India
- To understand a feature working and differentiating existing tax system (VAT and others Vs GST)

- To find out the construction level in GST collection from each state
- To analysis statistical data of GST collection state wise

1.3 Scope of the Study:

This paper provides a detailed insight regarding implementation of GST tax among various sectors of the country. GST after implementation will bring uniformity with tax rates and will also overcome lots of shortcomings in the Indian taxation system with regard to indirect taxation. The Good and Services Tax would surely be highly advantageous for major areas of the India economy.

1.4 Limitations of the Study:

1. The study focus only on first April 2018 to 31 December 2019 so we can find short term solutions only
2. Due to (other factors) changes in GST percentage and other economic factors involved in country GST COLLECTION may reduced
3. Data collection method is secondary data . the main sources of data is from PRESS INFORMATION BEREAU OF INDIA

1.5 Overview on history of GST:

- 2006 - First announcement of GST was made by the union minister during the 2006-2007 budget, that it would be introduced on April 1, 2010.
- 2009 - Empowered committee released the first discussion paper.
- 2011 - 115th amendment bill was introduced and subsequently lapsed
- 2014 - 122nd amendment bill was introduced in loksabha
- August 2016 - one hundred and first amendment act was enacted
- September 2016 - the first GST council meeting was conducted
- March 2017 - CGST, SGST, IGST, UTGST and compensation cess act was recommended by GST council.
- April 2017 - CGST ,SGST ,IGST , UTGST and compensation cess act were passed
- 1 July 2017 - GST laws, goods and services tax was launched all over India.

- 7 July 2017 –Jammu and Kashmir state legislature passed its GST

1.6 Divisions of GST:

GST bill passed had various types of indirect taxes replaced by GST and is categorized under four categories. The four types are

- CGST - CGST is a central goods and services tax. It is applicable on suppliers dealing within the state. Taxes which are collected will be shared with the central authority body.
- SGST - SGST is a state goods and services tax. It is applicable to suppliers who dealing within the state. Taxes which are collected will be shared to state authority body.
- IGST - IGST stands for an integrated goods and services tax. It is applicable to suppliers who dealing interstate business and import transaction. Taxes which are collected will be shared to central and state authority body.
- UTGST - if the transaction is related to any union territory

1.7 Benefits of GST:

With the introduction of GST, there are various benefits globally. The main motive is to maintain a uniform tax and develop the country's products and introduce it globally. Some of the benefits of GST are listed below.

- GST creates common market nationally.
- Attracts foreign investment.
- Helps to have uniform taxation.
- Helps improve production and encourage to enter international market.
- Small retailers have nil tax or low tax.

Consumers are benefited by purchasing from the small retailers.

1.8 Divisions of GST:

GST bill passed had various types of indirect taxes replaced by GST and is categorized under four categories. The four types are

- CGST - CGST is a central goods and services tax. It is applicable on suppliers dealing within the state. Taxes which are collected will be shared with the central authority body.
- SGST - SGST is a state goods and services tax. It is applicable to suppliers who dealing within

the state. Taxes which are collected will be shared to state authority body.

- IGST - IGST stands for an integrated goods and services tax. It is applicable to suppliers who dealing interstate business and import transaction. Taxes which are collected will be shared to central and state authority body.
- UTGST - if the transaction is related to any union territory

1.9Benefits of GST:

With the introduction of GST, there are various benefits globally. The main motive is to maintain a uniform tax and develop the country's products and introduce it globally. Some of the benefits of GST are listed below.

- GST creates common market nationally.
- Attracts foreign investment.
- Helps to have uniform taxation.
- Helps improve production and encourage to enter international market.
- Small retailers have nil tax or low tax.

Consumers are benefited by purchasing from the small retailers.

GST REVENUE COLLECTION FOR JULY 2019 - TABLE NO.2.1

| TAXES | REVENUES |
|-------|----------|
| CGST | 17,912 |
| SGST | 25,008 |
| IGST | 50,612 |
| CESS | 8,551 |
| TOTAL | 1,02,083 |

INFERENCE:

The total gross GST revenue collected in the month of July, 2019 is ₹ 1,02,083croreof which CGST is ₹ 17,912crore, SGST is ₹ 25,008crore, IGST is ₹ 50,612crore(including ₹ 24,246crorecollected on imports) and Cess is ₹ 8,551crore(including ₹79crorecollected on imports). The total number of GSTR 3B Returns filed for the month of June up to 31stJuly, 2019 is 75.79lakh.

The revenue in July, 2018 was ₹ 96,483crore and the revenue during July, 2019 is a growth of5.80% over the revenue in the same month last year. During April-July 2019 vis-à-vis 2018, the domestic component has grown by 9.2% while the GST on

imports has come down by 0.2% and the total collection has grown by 6.83%. RS. 17,789crorehas been released to the states as GST compensation for the months of April- May, 2019.

The chart shows trends in revenue during the current year

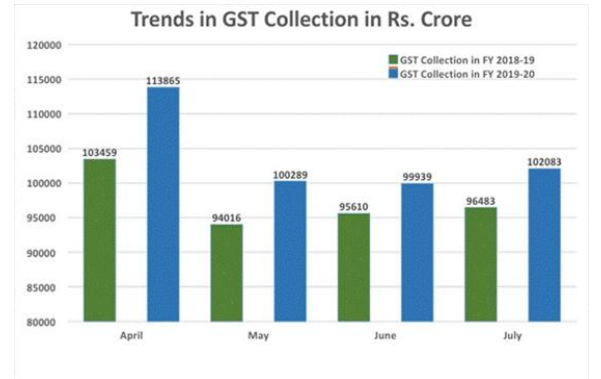


CHART NO 2.1

GST REVENUE COLLECTION FOR OCTOBER-2019 - TABLE.2.2

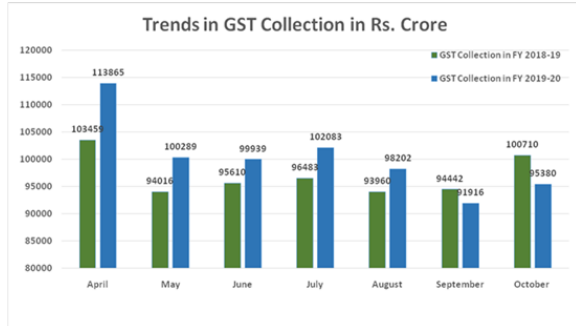
| TAXES | REVENUES |
|-------|----------|
| CGST | 17,582 |
| SGST | 23,674 |
| IGST | 46,517 |
| CESS | 7,607 |
| TOTAL | 95,380 |

INFERENCE:

1. The gross GST revenue collected in the month of October, 2019 is ₹ 95,380crore of whichCGST₹17,582crore, SGSTis₹23,674crore, IGSTis₹46,517crore (including ₹21,446crore collected on imports) and Cess is ₹7,607crore (including ₹ 774crore collected on imports). The total number of GSTR 3B returns filed for the month of September upto31stOctober, 2019is73.83lakh.
2. The government has settled ₹ 20,642crore to CGST and ₹ 13,971crore to SGST from IGST as regular settlement. The total revenue earned by Central Government and the State Governments after regular settlement in the month of October, 2019 is ₹ 38,224crorefor CGST and ₹ 37,645crorefor the SGST.
3. The revenue during October, 2019 is declined by 5.29% in comparison to the revenue during October, 2018. However, during April-October,

2019 vis-à-vis 2018, the domestic component has shown 6.74% growth while the GST on imports has shown negative growth and the total collection has grown by 3.38%.

The chart shows trends in revenue during the current year- CHART NO 2.2



GST Revenue Collection for December, 2019: 1, 03,184 of Gross GST Revenue Collected In the Month of December- TABLE NO 2.3

| TAXES | AMOUNTS |
|-------|---------|
| CGST | 19962 |
| SGST | 26792 |
| IGST | 48099 |
| CESS | 8331 |
| TOTAL | 103184 |

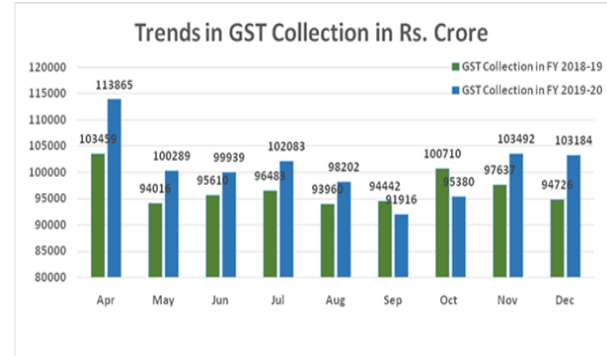
INFERENCE:

The Gross GST Revenue Collected In The Month of December, 2019 Is ₹ 1, 03,184crore of Which CGST Is ₹ 19,962crore, SGST Is ₹ 26,792crore, IGST Is ₹ 48,099crore (Including ₹ 21,295crore Collected on Imports) And Cess Is ₹ 8,331crore (Including ₹ 847crore Collected On Imports). The Total Number of GST r 3b Returns Filed for the Month of November Up To 31stdecember, 2019 is 81.21lakh. The GST Revenues During The Month Of December, 2019 From Domestic Transactions Has Shown An Impressive Growth Of 16% Over The Revenue During The Month Of December, 2018. If We Consider IGST Collected From Imports, The Total Revenue During December, 2019 Has Increased By 9% In Comparison To The Revenue During December, 2018. During This Month, the IGST on Import of Goods Has Seen A Negative Growth Of (-) 10%, But Is an Improvement Over (-) 13% Last Month and (-) 20% in the Month of October.

The Government Has Settled ₹ 21,814crore to CGST and ₹ 15,366crore To SGST From IGST As Regular

Settlement. The Total Revenue Earned By Central Government And The State Governments After Regular Settlement In The Month of December, 2019Is ₹ 41,776crore For CGST And ₹ 42,158Crore For The SGST.

The Chart Shows Trends in Revenue during the Current Year: CHART NO.2.3



RANKING

TABLE NO: 2.4 Following Is The Table Showing State-Wise Gross Domestic GST Collection And Its Comparison With That of December, 2018.

| | State | Dec-18 | Dec-19 | Growth |
|----|-------------------|--------|--------|--------|
| 1 | Jammu And Kashmir | 293 | 409 | 40% |
| 2 | Himachal Pradesh | 595 | 699 | 18% |
| 3 | Punjab | 1,162 | 1,290 | 11% |
| 4 | Chandigarh | 143 | 168 | 18% |
| 5 | Uttarakhand | 1,055 | 1,213 | 15% |
| 6 | Haryana | 4,646 | 5,365 | 15% |
| 7 | Delhi | 3,146 | 3,698 | 18% |
| 8 | Rajasthan | 2,456 | 2,713 | 10% |
| 9 | Uttar Pradesh | 4,957 | 5,489 | 11% |
| 10 | Bihar | 909 | 1,016 | 12% |
| 11 | Sikkim | 150 | 214 | 43% |
| 12 | Arunachal Pradesh | 26 | 58 | 124% |
| 13 | Nagaland | 17 | 31 | 88% |
| 14 | Manipur | 27 | 44 | 64% |
| 15 | Mizoram | 13 | 21 | 60% |
| 16 | Tripura | 48 | 59 | 24% |
| 17 | Meghalaya | 108 | 123 | 14% |
| 18 | Assam | 743 | 991 | 33% |

| | | | | |
|----|----------------------------|--------|--------|------|
| 19 | West Bengal | 3,230 | 3,748 | 16% |
| 20 | Jharkhand | 1,995 | 1,943 | -3% |
| 21 | Odisha | 2,347 | 2,383 | 2% |
| 22 | Chhattisgarh | 1,852 | 2,136 | 15% |
| 23 | Madhya Pradesh | 2,094 | 2,434 | 16% |
| 24 | Gujrat | 5,619 | 6,621 | 18% |
| 25 | Daman And Diu | 77 | 94 | 22% |
| 26 | Dadra And Nagar Haveli | 129 | 154 | 20% |
| 27 | Maharashtra | 13,524 | 16,530 | 22% |
| 29 | Karnataka | 6,209 | 6,886 | 11% |
| 30 | Goa | 342 | 363 | 6% |
| 31 | Lakshadweep | 4 | 1 | -78% |
| 32 | Kerala | 1,416 | 1,651 | 17% |
| 33 | Tamil Nadu | 5,415 | 6,422 | 19% |
| 34 | Pondicherry | 152 | 165 | 9% |
| 35 | Andaman And Nicobar Island | 22 | 30 | 36% |
| 36 | Telungana | 3,014 | 3,420 | 13% |
| 37 | Andhra Pradesh | 2,049 | 2,265 | 11% |
| | Grand Total | 69,983 | 80,849 | 16% |

3. FINDINGS

- Month of April 2019 shows highest collection while compare with month of April 2018
- Month of May 2019 shows highest collection while compare with month of May 2018
- Month of June 2019 shows highest collection while compare with month of June 2018
- Month of July 2019 shows highest collection while compare with month of July 2018
- Month of August 2019 shows highest collection while compare with month of August 2018
- Month of September 2019 shows highest collection while compare with month of September 2018
- Month of October 2019 shows highest collection while compare with month of October 2018

- Month of November 2019 shows highest collection while compare with month of November 2018
- Month of December 2019 shows highest collection while compare with month of December 2018
- The total gross GST revenue collected in the month of July, 2019 is ₹ 1,02,083crore of which CGST is ₹ 17,912crore, SGST is ₹ 25,008crore, IGST is ₹ 50,612crore (including ₹ 24,246crore collected on imports) and Cess is ₹ 8,551crore (including ₹ 797crore collected on imports). The total number of GSTR 3B Returns filed for the month of June up to 31st July, 2019 is 75.79lakh.
- The gross GST revenue collected in the month of October, 2019 is ₹ 95,380crore of which CGST is ₹ 17,582crore, SGST is ₹ 23,674crore, IGST is ₹ 46,517crore (including ₹ 21,446crore collected on imports) and Cess is ₹ 7,607crore (including ₹ 774crore collected on imports). The total number of GSTR 3B returns filed for the month of September upto 31st October, 2019 is 73.83lakh.
- The Gross GST Revenue Collected In The Month Of December, 2019 Is ₹ 1, 03,184crore Of Which CGST Is ₹ 19,962crore, SGST Is ₹ 26,792crore, IGST Is ₹ 48,099crore (Including ₹ 21,295crore Collected On Imports) And Cess Is ₹ 8,331crore (Including ₹ 847crore Collected On Imports). The Total Number of GST r 3b Returns Filed for the Month of November Up To 31st December, 2019 is 81.21lakh.
- Maharastra is an highest tax paying state in 2019 and 2018 also. The above table shows that highest and lowest tax paying states in India for the years of 2019 and 2018
- Arnachalpradhesh is an highest growth in percentage of tax paying state in comparison with the year 2019 and 2018.

4. SUGGESTIONS

1. Government of India make a clear cut decision in rates of GST

2. Government of India must reduce the various slabs 5 into 3 or two
3. Finance ministry want to make various awareness camps
4. Individual tax payers want to know their roles.

5. CONCLUSION

Implementation of GST is one of the best decision taken by the Indian government. For the same reason, July 1 was celebrated as Financial Independence day in India when all the Members of Parliament attended the function in Parliament House. The transition to the GST regime which is accepted by 159 countries would not be easy. Confusions and complexities were expected and will happen. India, at some point, had to comply with such regime. Though the structure might not be a perfect one but once in place, such a tax structure will make India a better economy favourable for foreign investments. Until now India was a union of 29 small tax economies and 7 union territories with different levies unique to each state. It is a much accepted and appreciated regime because it does away with multiple tax rates by Centre and States. And if you are doing any kind of business then you should register for GST as it is not only going to help Indian government but will help you also to track your business weekly as in GST you have to make your business activity statement each week.