

Knowledge Discovery and Data Base

RAKESH KUMAR GIRI

Research Scholar, Department of Computer Science & Engineering, Sunrise University, Alwar, Rajasthan

Abstract— KDD (Knowledge Discovery in Databases) is a technique for independently exploring and analyzing large datasets. Knowledge Discovery in Databases is a systematic procedure for identifying real, useful, innovative, and understandable patterns in large, complex data sets. The basis of this technology is data mining, which uses inference algorithms to examine data to create and discover previously unnoticed patterns. The application of theory to evidence makes it possible to analyze, predict, and understand events. Knowledge discovery and data mining are essential due to the accessibility and volume of data available today. Given the rapid growth of this field, it is not surprising that academics and practitioners have access to a variety of techniques. There is no method that always exceeds another. The data cover methodologies and methods for evaluating efficiency, demonstrate the use of various methods with examples of real applications and software tools, and seeks to assemble a complete catalog of all relevant methods developed in this area.

Index Terms- KDD, Knowledge Discovery in Database, Data Mining, Data Repositories.

I. INTRODUCTION

It's anything but a cycle that incorporates data readiness and determination, data purifying, consolidating earlier knowledge on data sets and deciphering precise arrangements from the noticed outcomes. The regions like promoting, media transmission, assembling and extortion detection can be applied to KDD. The Fig. 1 clarifies the means engaged with the whole KDD measure.

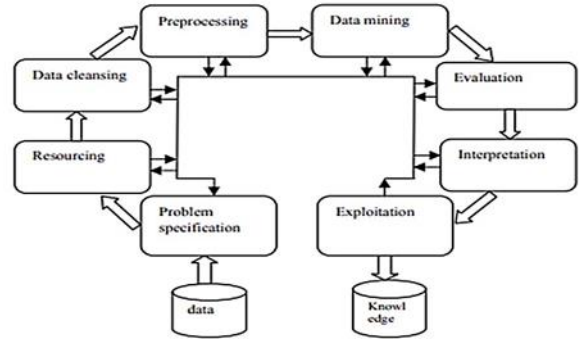


Fig. 1 Knowledge Discoveries in Database

KDD incorporates various multidisciplinary exercises involves data stockpiling and getting to, scaling calculations and deciphering results. In data warehousing the interaction like data purging and data access gives the above cycle. Man-made reasoning is the region that can likewise upholds KDD by finding exact laws through experimentation and perceptions.

The individuals in charge of a this research must comprehend and specify the end-user's objectives as well as the environment (including relevant prior knowledge) and in support of this research process will be implemented. Even this stage may be revised as the KDD process advances. After having a clear understanding of the this process objectives, the preprocessing of the data begins, as shown by the following few steps [2] (it should be noted that some of these techniques are comparable to Data Mining algorithms termed as DMA but are utilised in the pretreatment context):The functioning example of KDD comprises of the accompanying advances:

1. Identify the Goal – The initial phase in the KDD cycle is recognizing the objective and understanding the issue according to prerequisite.
2. Data selection – The subsequent advance is the choice of target data set to play out the discovery.
3. Data Preprocessing – The third step is data purging to keep away from undesirable data and preprocess the data to deal with missing fields.

4. Data Transformation – The fourth step is change of data. In the wake of preprocessing the undesirable factors which are rearranged and taken out from the dataset to meet the necessities of the client.
5. Data Mining – The data tends to be efficiently mined so that the specific required data can be distinguished when it is altered by the client's requirements.
6. Evaluation of discovered knowledge – The data which is mined from the before step are assessed and submitted to the client.
7. Acquisition of Knowledge – When the data are mined from gigantic measure of data, the client will discover simple to get a handle on conceptual knowledge from the mined data.

More information is being released into the world each and every day. Digital, social, and internet media use adds a layer of complexity and firepower. The rate at which new information may be gleaned is astoundingly quick these days. A variety of information is available since it comes from diverse sources and might be an important differentiator in today's competitive environment. This is a major data issue. With big data, applications may be leveraged for anything from health care to marketing to city planning to seismic research to online document classification [1].

Data Processing

Data mining means that the removal of attractive, important, conversant data from huge databases. On the basis of present data it forecast the formation of group and metrics together and its association in order to identify its events. It occurs together or in a sequence. At last it detects the outliers not follows the required desired behavior.

Data Cleaning

The process to remove the noise as well as the inconsistency has been know as data cleaning, this data has been removed from the database. In this step, one tries to fill in the missing values, identify as well as to remove outliers. Here the inconsistencies are also resolved [4].

Data Integration

Data have been merged and generated in this stage for various servers. Some of the problems that may arise

here include schema integration, redundancy, conflicts in data value detection and resolution [4].

Data Selection

Data selection is also essential step in the preprocessing of data. Data relevant to evaluation job has been achieved to the database [4].

Transformation of Data

Data has been transformed or consolidated into forms suitable to mining. Smoothing, Aggregation, Generalization are included in Data transformation. As well as the normalization as well as the attribute construction is considered here.

II. DATA-MINING

Data-Mining is "The computational cycle of extracting designs in enormous data sets" for the objective of "extricating data from a data set and change it's anything but a reasonable construction for additional utilization". It additionally characterized as "the interaction of consequently finding valuable data in enormous data stores".

It's anything but a most recent strategy having incredible possibilities to help the applications that investigate the main realities in their data distribution centers. It can likewise separate concealed data from enormous database. The devices in data mining predicts future patterns and practices, making organizations to make proactive, settle on knowledge driven choices and so forth It likewise offered mechanized, forthcoming examinations which move past the investigations of previous occasions given by review devices commonplace choice emotionally supportive networks [6].

It's anything but a cycle to transform crude data into data. Programming can be utilized for designs in enormous bunches of data, to think about clients in the event of business, to foster powerful showcasing procedures, to expand deals and reduction costs [3]. It relies upon compelling data assortment, putting away data in warehousing just as handling.

It comprises of calculations and computational ideal models that permit systems to discover designs perform expectation, gauging the future occasions,

improves execution by communicating with the data. The KDD cycle in data mining incorporates data determination, cleaning, coding, design acknowledgment, AI techniques, detailing and perception of the created structures [5].

The art of asking questions of enormous volumes of data and discovering patterns—often previously unknown—using pattern matching or other reasoning techniques. The subject of cyber security is cyber terrorism. According to reports, cyberattacks will cost businesses billions of dollars. One could, for instance, impersonate a legitimate user and defraud, let's say, a bank of billions of dollars. Data mining could be used to identify and perhaps even stop security breaches, even online ones. For instance, strange patterns and behaviours could be found using anomaly detection tools. Link analysis may be performed to identify the culprits of the viruses. Cyber-attacks can be categorised and then grouped, and when an attack happens, it can be detected using the profiles. Using information about terrorists obtained through phone and email conversations, prediction of attack structure may be utilised to predict likely future attacks [5]. Additionally, while non-real-time data mining may be sufficient for some threats, such as network intrusions, real-time data mining may be required for others. Many experts are looking into how to use data mining to detect intrusions. In addition to real-time data mining, which means that the results must be produced immediately, we also need real-time model building. Real-time processing includes methods like detecting credit card fraud, for instance. Here, though, models are created in advance. Real-time model construction is still difficult. Both web log analysis and audit trail analysis can be done using data mining. One can then assess whether any unauthorised incursions have taken place and/or whether any unauthorised inquiries have been made based on the data mining tool's findings [9].

III. DATA MINING TECHNIQUES

Association Rule: Learning association rules is a common data mining technique used to find and visualise interesting relationships between variables in large db. It is suggested to locate potent rules identified in databases using various interestingness measurements. presented association rules based on the strong rules idea for finding or spotting product

regularities in massive transaction data recorded set by point-of-sale systems in supermarkets [7]. On the basis of a relationship between things in an analogous exchange, an example is discovered. Therefore, another name for this process is connecting procedure. Example: Analysis of market containers.

1. **Classification** - This tactic is dependent on AI. It is used to group all of the data in a collection into a pre formed set of classes or groups. This kind of strategy is guided by applications that detect extortion and credit risk. It is necessary to identify a collection of models (or functions) that explain and distinguish different data classes or ideas in order to utilise the model to predict the class of objects whose class label is unknown [7]. The study of a collection of training data—data items with a known class label—forms the basis of the generated model.

To determine group of each data instance variable inside given data-set belongs to, classification is utilized. It is used to categorise data into several classes in accordance with certain constraints. There are several important categories of classification algos, including C-4.5, ID-3, K-nearest neighbour classifier, Naïve-Bayes, S_V_M, and A_N_N. Three general approaches—neural network, machine learning, and statistical—are used by classification techniques [6].

2. **Clustering** - It gathers a group of articles with related characteristics. In contrast to the characterization approach, which allocates items into predetermined classes, this procedure characterises the classes and places objects in each class. For the large-scale examination of datasets, clustering, or cluster analysis as it is more commonly known, is a focused form of data mining technique. Finding patterns in a set of data is the aim of the pattern discovery technique known as cluster analysis. It locates clusters in a set of data and uses a specific set of data to create a typology of sets. The well-known unsupervised data mining approach of clustering is used in the current research analysis. When there are numerous cases but no evident natural classification, it is especially helpful [10]. In this situation, the clustering data mining technique can be utilised to discover any potential grouping. Data items that are connected to one another in some way form a cluster. A good clustering technique should result in high-quality clusters with low inter-cluster and high intra-cluster

similarity, or cluster members who are more similar to one another than they are to those of other clusters [10].

The information in the data characterising the objects or their interactions is used in cluster analysis to categorise the items (observations, occurrences) into categories. The objective is that the items in a group will be connected to (or similar to) one another and distinct from (or unrelated to) the items in other groups. The better or more distinct the clustering, the more homogeneity (or resemblance) there is within a group and the more difference there is across groups. The concept of a cluster is not clear, and in many applications, clusters are not clearly distinguished from one another. The majority of cluster analysis, however, aims for a clear categorization of the data into non-overlapping groups as a consequence.

3. Regression - It usually gets altered for forecasting. Relapse analysis can be used to show how at least one autonomous factor and ward factor are related. Independent elements are categorically alluded to, whereas reaction factors are what the client must expect. Regression is a data mining method that projects a range of numerical values (sometimes called continuous values) given a certain dataset[10]. For example, regression may be used to project a product or service's cost given other variables. Regression is used in a wide range of sectors for trend analysis, financial forecasting, environmental modeling, and strategic planning in business and marketing.

4. Prediction - It is utilized to foresee the future result. It likewise finds the connection among reliant and autonomous factors[10].

5. Sequential Patterns - In broad terms, it will look for or identify comparable examples, typical occurrences, or patterns in the exchange of data across a business time.

6. Decision trees - In this method the base of the choice tree is a straightforward inquiry or condition that has different answers. Inlight of each answer this strategy prompts set of inquiries or conditions will assist with determining the data so an official choice can be made.

IV. DATA MINING SUBTASKS

1. Data Collection: The task of retrieving the network data using the web logs [8].

2. Data Pre-processing: A total of 42 implementation, including 32 continuous successes and 9 discrete successes, are present in the experimental data used in this study. These features come from experimental data collected from different cities throughout the world, and each country is labelled as normal (Normal) or with a certain sort of attack. There are some redundant features in the 41 features, and the huge dimension of the feature space will make the computing process more difficult [8].

3. Generalization: Instantly identifies broad trends on both a single website and many websites. Machine-learning and data-mining methods are frequently utilised for generalisation.

4. Analysis: authentication and/or analysis of trends from mining. People play important role in the process of discovering knowledge and information. This is crucial for interpretation and/or confirmation in the last phase.

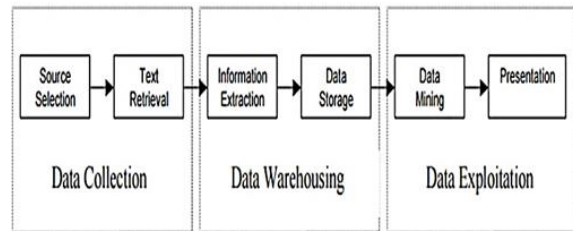


Fig. 2 Data-Mining Process.

Data Mining Architecture

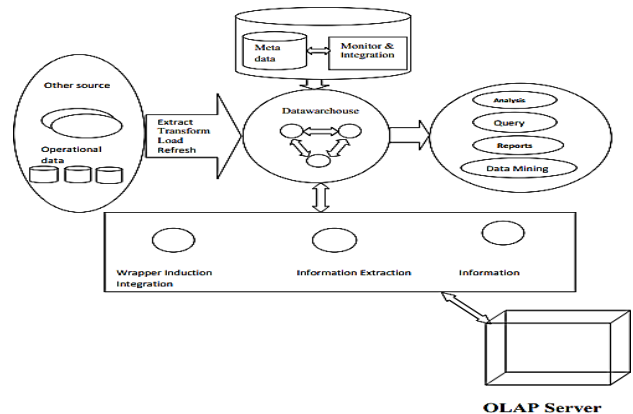


Fig. 3 Data-Mining Architecture

Data mining framework should be decouples or couples with databases and data distribution center systems. Fig. 3 shows the designof Data Mining which comprise of

data distribution center, data shop, OLAP worker, RDF vault, etc[11].

V. DATA MINING PROCESS

Data-Mining is an exciting emerging space that is defined as the interaction of discovering hidden, valuable knowledge or data by sifting through a huge amount of data stored in db and data distribution centres using a variety of techniques, such as artificial intelligence (AI), synthetic consciousness (AI), and reliable analysis. In order to gain an advantage over competitors, it is also used in assembling,

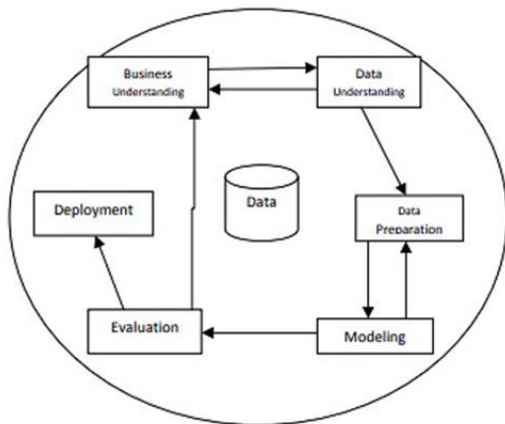


Fig. 4 Data Mining Process

marketing, synthetic, aviation, and other fields [12]. The several phases of a data mining measurement are shown in Fig. 2. It combines data understanding with business insight. Planning and presenting using data are prompted by data knowledge. Displaying monitors evaluation lastly by arrangement.

VI. APPLICATION OF DATA MINING

The most recent development involves the use of multiple data repositories all around the world. The data sources' scopes are not even quite comparable. Some people are very large, while others are very small. It is challenging to secure and deconstruct data from enormously large data sets for dynamic cycles. For this reason, certain businesses developed data mining equipment. These tools can be used with logical and business data. Many industries, including sales, marketing, banking, insurance, healthcare, transportation, law, and so forth, mine the most

relevant data from huge databases by using data mining tools to the business and logical data[7].

VII. DATA MINING IN CRIME PATTERN

Data Mining procedure can be applied to various region. This examination focuses on use of Crime Pattern. Consistently the crime rate is expanding and making gigantic causes to individuals in the general public. Crime examination assumes a significant part in the police framework. Police headquarters are utilizing the arrangement of putting away and recovering the criminal data and resulting announcing. Since there are various records are expanding step by step it is extremely hard to discover the suspects from among the colossal data. It's anything but an incredible errand for the police office to recognize and forestall crimes and hoodlums[8].

Criminal science is the investigation of crime and criminal conduct. The issue of crime analysis and control incorporates the requirement for an investigation of the pushes working behind the event of crime and a scope of between related elements influencing the nature and character of the hoodlums [13].

The endurance of crime locally and destruction of it's anything but an undertaking to the general public as a result of its hazardous effect on the development of its entirety. All things considered it clears approach to monstrous misuse of implementation energy and enormous financial misfortune [13]. Subsequently, with the cutting edge techniques in the field of criminal science and the study of criminal conduct, consistent torments are taken to characterize perceived order of crimes and hoodlums to give a reasonable stage to discipline of various classes of crooks.

CONCLUSION

Data mining is the exploration of observational data sets to discover unexpected relationships and present vast amounts of information in new ways that are understandable and helpful to the data owners in making proactive decisions.

Advances in computer science and machine learning have made data mining possible. Data mining

introduces new algorithms that can automatically filter data at the record level to find previously "hidden" patterns, correlations, drivers, clusters, relationships, profiles, and predictions. Data mining can use standard reports to provide insights and alerts when action is needed. Data exploration includes CRM and marketing companies, medicine for laboratory research, clinical trials and pharmaceutical, astrophysics, astronomical physics, business, security, and other fields, and other fields., And widely used in a wide range of industries. Weather forecast and transportation. To apply ideas to information security, a dataset was required. We used a dataset that is often used in information security research. This makes it difficult for system administrators to preprocess the data. Attacks can only be detected after they have occurred due to the complexity of the task and the explosive growth of attacks.

Regular profile updates are necessary to address this issue. Attacks are frequently discovered when the administrator is small.

REFERENCES

- [1] Agrawal, R. and Srikant, R., Fast algorithms for mining association rules. In Bocca, J., Jarke, M., and Zaniolo, C., editors, Proceedings 20th International Conference on Very Large Data Bases, pages 487–499, 1994.
- [2] Agrawal, R., Faloutsos, C., Swami, A. Efficient Similarity Search in Sequence Data bases. International Conference on Foundations of Data Organization (FODO); Chicago, pages 69–84, 1993.
- [3] Aha, D., Kibler, W., Albert, M. K., Instance based learning algorithms. Machine Learning, 6:37–66, 1991.
- [4] Bauer, E., Kohavi, R., An Empirical Comparison of Voting Classification Algorithms: Bagging, Boosting, and Variants. Machine Learning, 36:105-139, 1999.
- [5] Bayardo, J., Efficiently mining long patterns from databases. In In A. T. Laura M. Haas, editors, Proceedings of ACM SIGMOD'98, pages 85–93, Seattle, WA, USA, 1998.
- [6] Benjamini, Y. and Hochberg, Y., Controlling the False Discovery Rate: a Practical and Powerful Approach to Multiple Testing. Journal Royal Statistical Society, Ser. B, 57:289-300, 1995.
- [7] Breiman, L., Bagging predictors, Machine Learning, 24 (2) : 123–140, 1996.
- [8] Holte, R. C., Very Simple Classification Rules Perform Well on Most Commonly Used Datasets. Machine Learning, 11:63–90, 1993.
- [9] Maimon, O., Kandel A., Last M., Information–Theoretic Fuzzy Approach to Data Reliability and Data Mining. Fuzzy Sets and Systems, 117:183–194, 2001.
- [10] Pasquier, N., Bastide, Y., Taouil, R., Lakhal, L., Efficient Mining of association rules using closed itemset lattices. Information Systems, 24(1):25–46, 1999.
- [11] Rokach, L., Maimon, O., Theory and Application of Attribute Decomposition, Proceedings of the First IEEE International Conference on Data Mining, IEEE Computer Society Press, pp. 473–480, 2001.
- [12] Shafer, J., Agrawal, R., Mehta, M., SPRINT: A Scalable Parallel Classifier for Data Mining. Proceedings of the 22nd International Conference on Very Large Databases; Bombay, pages 544–555, 1996.
- [13] Zaki, M., Scalable algorithms for association mining. IEEE Transactions on Knowledge and Data Engineering, 12(3):372–390, 2000.