

Cloud-Based Advanced Business Intelligence and Predictive Analytics Using Power BI

Anunitha Mr¹, Virshika R², Kishore V³, Mrs. K. Gowri⁴

^{1,2,3} *B.Sc. Computer Science with Cognitive Systems, Sri Ramakrishna College of Arts and Science*

⁴ *Assistant Professor, Department of computer science with cognitive systems, Sri Ramakrishna college of Arts and Science.*

Abstract—The exponential growth of organizational data has increased the demand for intelligent systems capable of transforming raw data into actionable insights. Traditional on-premise business intelligence systems face challenges such as limited scalability, delayed reporting, and high infrastructure costs. Cloud computing has emerged as an effective solution to overcome these limitations by enabling flexible, scalable, and cost-efficient analytics platforms.

This research presents a cloud-based business intelligence framework integrated with predictive analytics using Microsoft Power BI. The proposed system leverages cloud-hosted datasets to generate interactive dashboards, real-time reports, and forecasting models that support data-driven decision-making. Predictive analytics techniques are applied to historical data to identify trends, patterns, and future outcomes. Experimental analysis demonstrates that the cloud-based Power BI solution improves reporting efficiency, scalability, and decision accuracy when compared with traditional BI systems. The study highlights the effectiveness of cloud BI platforms in supporting modern organizational analytics requirements.

Index Terms—Cloud Computing, Business Intelligence, Power BI, Predictive Analytics, Data Visualization, Decision Support Systems, Cloud Analytics.

I. INTRODUCTION

The rapid advancement of cloud computing and data analytics technologies has fundamentally transformed how organizations collect, store, and analyze information. In the digital era, enterprises generate massive volumes of structured and unstructured data from multiple sources such as enterprise resource planning systems, customer relationship management platforms, IoT devices, and online transactions.

Extracting meaningful insights from this data is critical for maintaining competitiveness and operational efficiency.

Traditional business intelligence systems are typically deployed on local infrastructure and rely on static reporting mechanisms. These systems often suffer from performance bottlenecks, limited scalability, and delayed decision-making. Moreover, integrating multiple data sources into a unified reporting platform becomes increasingly complex as data volume grows. Cloud-based BI solutions address these limitations by offering on-demand resources, real-time analytics, and seamless integration with diverse data sources. Power BI is a cloud-enabled BI tool that supports self-service analytics, interactive dashboards, and advanced visualization capabilities. When combined with predictive analytics, cloud BI systems enable organizations to move beyond descriptive analysis and adopt proactive, future-oriented decision-making strategies. This paper focuses on designing and implementing a cloud-based BI system using Power BI, enhanced with predictive analytics to support strategic planning and organizational intelligence

Fig. 1 illustrates the overall cloud-based business intelligence architecture. Data from multiple sources such as cloud databases, spreadsheets, and enterprise systems is ingested into a centralized cloud storage layer. The data undergoes preprocessing and transformation before being analyzed using Power BI. The analytics layer supports interactive dashboards and predictive analysis, while the presentation layer enables secure access for end users through web and mobile platforms.

Power BI Architecture

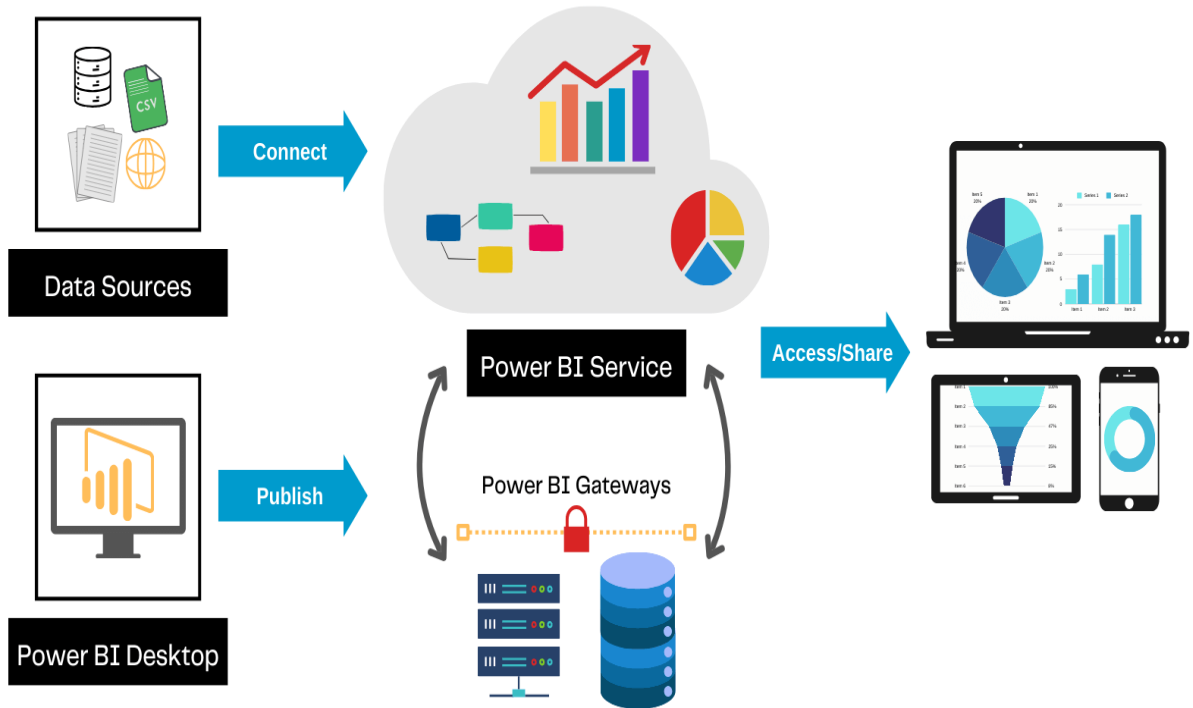


Fig. 1. Cloud-Based Business Intelligence System Architecture

II. RELATED WORK

Business intelligence has evolved significantly over the past decade, transitioning from static reporting tools to advanced analytics platforms. Early BI systems primarily focused on historical data analysis using predefined queries and reports. While effective for retrospective analysis, these systems lacked flexibility and predictive capabilities. Several studies have explored cloud-based BI architectures to address scalability and performance challenges. Researchers have demonstrated that cloud BI platforms reduce infrastructure costs and improve accessibility by enabling analytics through web-based services. Studies on self-service BI tools highlight the role of user-friendly dashboards in empowering non-technical users to analyze data independently. Recent research emphasizes predictive analytics and machine learning integration in BI systems. Forecasting

models, trend analysis, and anomaly detection techniques have been successfully applied to business datasets to enhance decision-making accuracy. However, many existing studies focus either on cloud infrastructure or predictive analytics independently.

There exists a research gap in developing a unified framework that integrates cloud computing, interactive BI dashboards, and predictive analytics within a single system. This study addresses that gap by proposing a cloud-based BI solution using Power BI with embedded predictive capabilities.

Fig. 2 represents the workflow of the proposed cloud BI system. The process begins with data collection from cloud-hosted sources, followed by data preprocessing and ETL operations. Power BI performs data modeling and analytics, after which interactive dashboards and reports are generated for decision-makers. Predictive analytics modules analyze historical trends to forecast future outcomes.

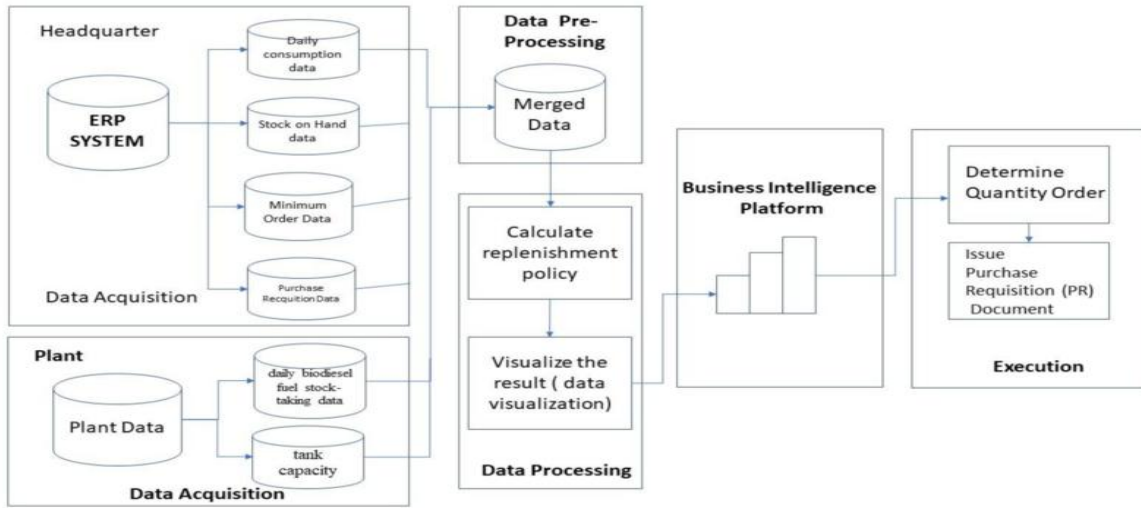


Figure 4. A framework of the proposed BI system

Fig. 2. Workflow of Cloud-Based Power BI Analytics System

III. PROPOSED METHODOLOGY

The proposed system adopts a layered cloud-based architecture designed to support scalable analytics and predictive decision-making. The methodology consists of four major phases:

1. Data Collection: Data is collected from cloud-hosted databases, spreadsheets, and transactional systems.
2. Data Preprocessing: Data cleaning, transformation, and normalization are performed to ensure quality and consistency.
3. Analytics and Modeling: Power BI is used to create data models, measures, and forecasting techniques.

4. Visualization and Reporting: Interactive dashboards and reports are deployed through the Power BI cloud service.

The system enables users to analyze real-time data, apply filters, and visualize key performance indicators through dynamic dashboards.

Fig. 3 shows the predictive analytics process implemented in the system. Historical business data is analyzed using forecasting and trend analysis techniques available in Power BI. The output provides future predictions such as sales growth, demand trends, and performance indicators, enabling proactive decision-making.

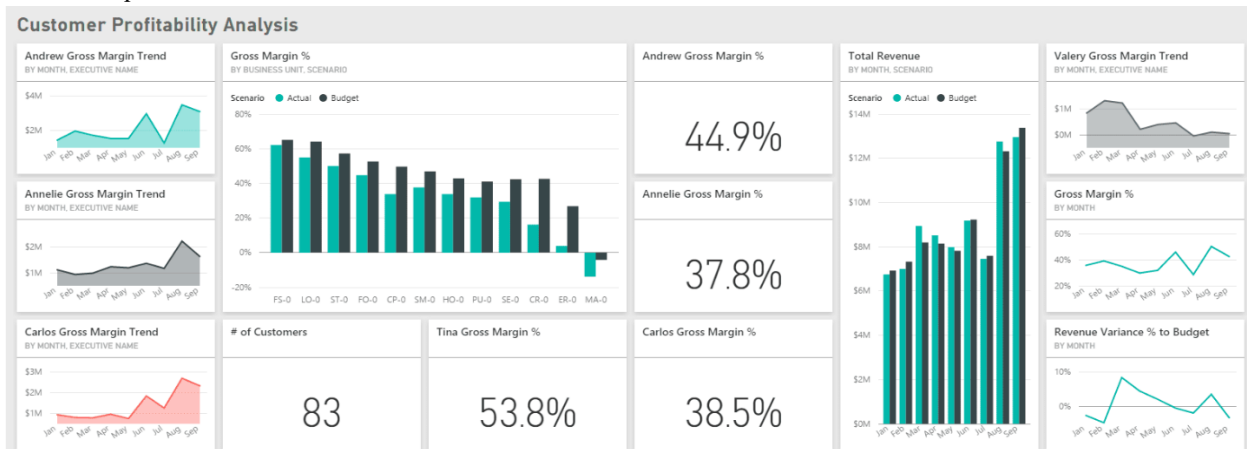


Fig. 3. Predictive Analytics Process Using Power BI

IV. EXPERIMENTAL SETUP

The experimental setup uses structured datasets representing business operations such as sales, revenue, and customer performance. Data is stored in a cloud environment and connected to Power BI using secure connectors. Power BI Desktop is utilized for report creation, while Power BI Service hosts dashboards in the cloud.

Predictive analytics features such as trend forecasting and time-series analysis are applied to historical data.

Performance evaluation is conducted based on report refresh time, visualization responsiveness, and forecasting accuracy. The cloud environment ensures scalability and availability during analysis.

Fig. 4 presents a sample Power BI dashboard designed for business performance monitoring. The dashboard includes KPIs, charts, slicers, and filters that allow users to analyze data dynamically based on time period, region, and category. Interactive visualizations improve insight discovery and reporting efficiency.

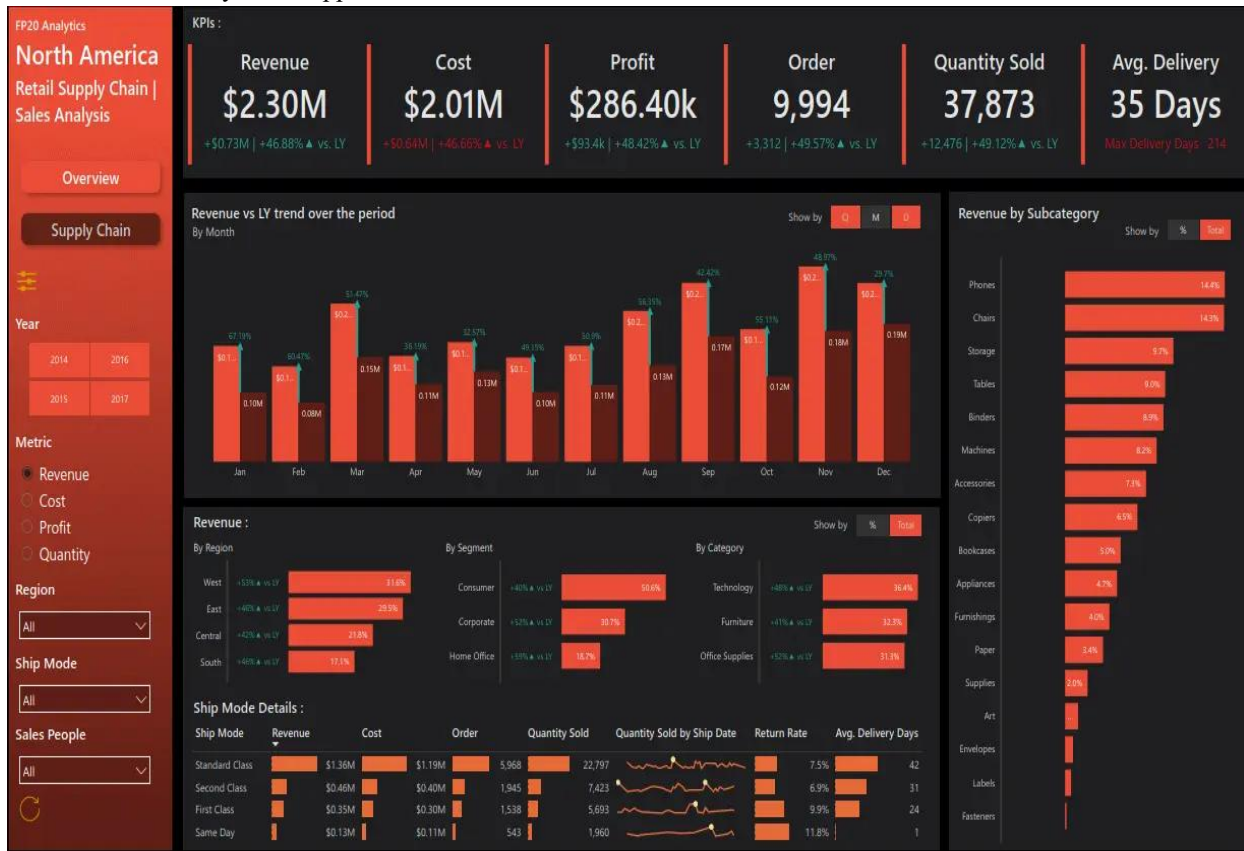


Fig. 4. Sample Power BI Dashboard for Business Performance Analysis

V. RESULTS AND DISCUSSION

The implemented system successfully demonstrates the advantages of cloud-based BI over traditional reporting systems. Interactive dashboards provide real-time insights into organizational performance. Predictive analytics modules generate accurate forecasts that support proactive planning. The system shows improved efficiency in data processing, reduced reporting time, and enhanced user

experience. Cloud deployment enables seamless access across devices, supporting collaborative decision-making.

Fig. 5 demonstrates how cloud-based Power BI dashboards support managerial decision-making. Real-time analytics and predictive insights help stakeholders evaluate organizational performance, identify risks, and plan strategic actions effectively.

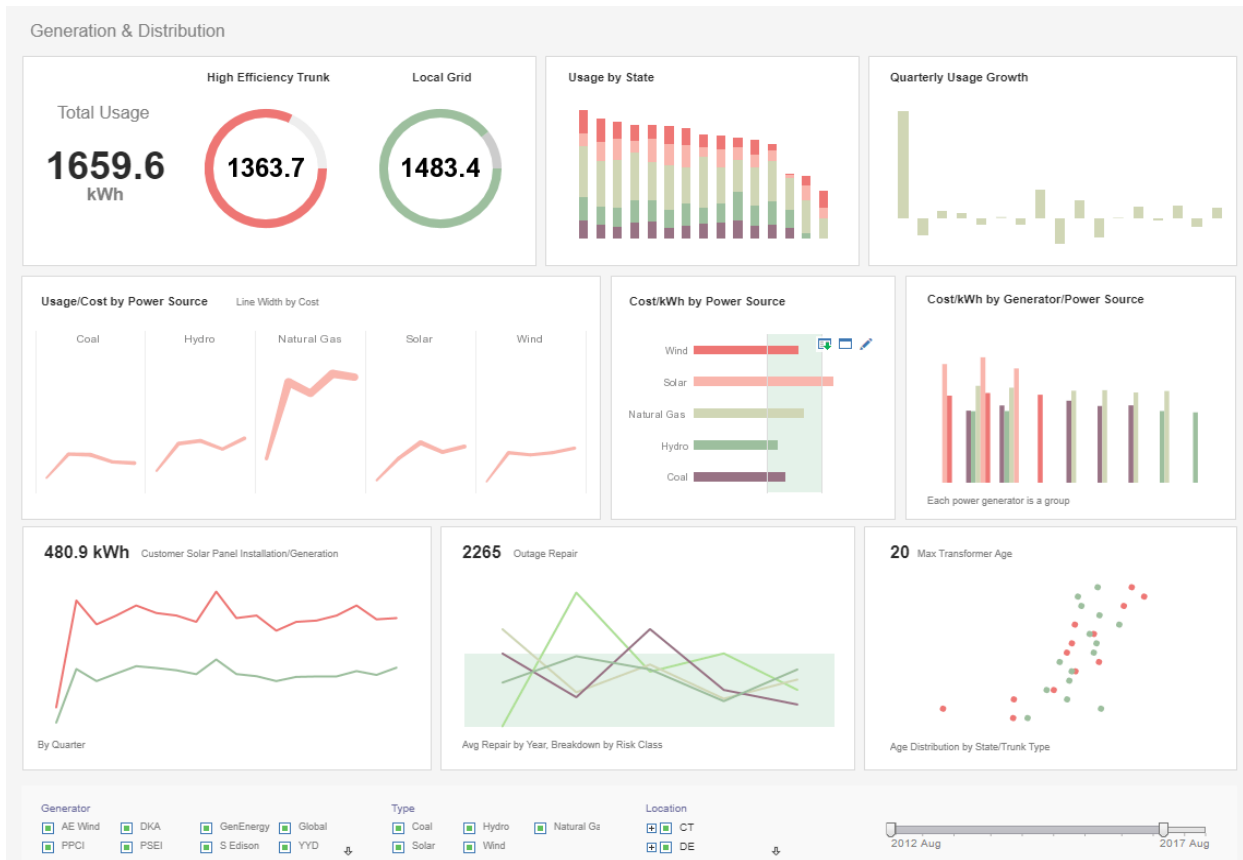


Fig. 5. Decision Support Using Cloud-Based Power BI Dashboards

VI. CONCLUSION

This research presented a cloud-based business intelligence framework integrated with predictive analytics using Microsoft Power BI to support effective and data-driven decision-making. The proposed system addressed key limitations of traditional on-premise BI solutions, such as scalability constraints, delayed reporting, and high infrastructure costs, by leveraging cloud computing capabilities. Through interactive dashboards, real-time reporting, and forecasting features, the system enabled organizations to gain meaningful insights from large volumes of data. Predictive analytics techniques applied to historical datasets allowed the identification of trends and future patterns, enhancing strategic planning and operational efficiency. Experimental observations demonstrated improved performance in terms of report generation speed, accessibility, and analytical accuracy when compared with conventional BI systems.

Overall, the study confirms that cloud-based BI platforms combined with predictive analytics provide a robust, scalable, and cost-effective solution for modern analytics requirements. The proposed framework is well-suited for adoption across various domains and establishes a strong foundation for advanced analytical applications in cloud environments.

VII. FUTURE SCOPE

Although the proposed cloud-based business intelligence system delivers effective analytical capabilities, several enhancements can be explored in future work. One significant direction is the integration of advanced machine learning and artificial intelligence algorithms to enable automated predictions, anomaly detection, and intelligent recommendations. This would further improve the system's ability to support proactive and autonomous decision-making.

Future implementations may also incorporate real-time data streaming from IoT devices and enterprise systems, allowing continuous monitoring and instant insights. The addition of natural language query interfaces can enable non-technical users to interact with dashboards using simple conversational queries. Furthermore, enhanced data governance, security mechanisms, and compliance frameworks can be implemented to strengthen data privacy in large-scale cloud deployments.

Finally, extending the system to support multi-cloud environments and mobile-optimized dashboards can improve accessibility and flexibility. These enhancements will make cloud-based BI solutions more intelligent, user-centric, and adaptable to evolving organizational analytics needs.

REFERENCES

- [1] Mell, P., & Grance, T., "The NIST Definition of Cloud Computing," NIST, 2011.
- [2] Gartner, "Magic Quadrant for Analytics and Business Intelligence Platforms," 2023.
- [3] Kimball, R., The Data Warehouse Toolkit, Wiley.
- [4] Microsoft, "Power BI Documentation," 2024.
- [5] Han, J., & Kamber, M., Data Mining: Concepts and Techniques, Elsevier.
- [6] Armbrust, M. et al. A View of Cloud Computing Communications of the ACM, USA 2010.
- [7] Chen, H., Chiang, R. H. L., and Storey, V. C. Business Intelligence and Analytics: From Big Data to Big Impact MIS Quarterly, USA 2012.
- [8] Buyya, R., Broberg, J., and Goscinski, A. Cloud Computing: Principles and Paradigms Wiley Press, USA 2011.
- [9] Zikopoulos, P., Eaton, C., deRoos, D., Deutsch, T., and Lapis, G. Understanding Big Data: Analytics for Enterprise Class Hadoop and Streaming Data McGraw-Hill, USA 2012.
- [10] Sharda, R., Delen, D., and Turban, E. Business Intelligence, Analytics, and Data Science: A Managerial Perspective Pearson Education, USA 2018.
- [11] Sivarajah, U., Kamal, M., Irani, Z., and Weerakkody, V. Critical Analysis of Big Data Challenges and Analytical Methods Journal of Business Research, Elsevier 2017.
- [12] Manyika, J. et al. Big Data: The Next Frontier for Innovation, Competition, and Productivity McKinsey Global Institute, USA 2011.
- [13] Russom, P. Big Data Analytics TDWI Research, USA 2011.
- [14] LaValle, S., Lesser, E., Shockley, R., Hopkins, M., and Kruschwitz, N. Big Data, Analytics and the Path from Insights to Value MIT Sloan Management Review, USA 2011.
- [15] Marz, N. and Warren, J. Big Data: Principles and Best Practices of Scalable Real-Time Data Systems Manning Publications, USA 2015.
- [16] Alpar, P. and Schulz, M. Self-Service Business Intelligence Business & Information Systems Engineering Journal, Springer 2016.
- [17] Hashem, I. A. T. et al. The Rise of "Big Data" on Cloud Computing: Review and Open Research Issues Information Systems Journal, Elsevier 2015.
- [18] Davenport, T. H. and Harris, J. G. Competing on Analytics: The New Science of Winning Harvard Business School Press, USA 2007.
- [19] Power, D. J. Decision Support Systems: Concepts and Resources for Managers Greenwood Publishing Group, USA 2002.
- [20] Kumar, V. and Reinartz, W. Customer Relationship Management: Concept, Strategy, and Tools Springer, Germany 2018.