

Design And Development of a Car Spoiler Drilling Machine

R. Mithun Easwar¹, C. Parthasarathy²

^{1,2} Department of Automobile Engineering, Hindustan Institute of Technology and Science, Chennai 603 103

Abstract—The design and development of a car spoiler drilling machine aimed at improving accuracy and productivity in automotive industries. In conventional manual drilling methods, operations often result in increased human error, hole misalignment, and higher production time, which negatively affect product quality and manufacturing efficiency. These limitations highlight the need for an improved and reliable drilling system.

To overcome these challenges, a fixture-based motorized drilling machine is designed and developed. The system incorporates a rigid frame structure, an electric motor-driven drilling unit, and a specially designed fixture to securely hold the spoiler in position. This arrangement ensures proper alignment, stability, and repeatability during the drilling process. The machine is simple in construction and can be easily operated with minimal training.

The performance of the developed system is evaluated by comparing it with conventional manual drilling methods. The results indicate that the proposed machine significantly reduces production time and improves hole accuracy. Experimental observations show that the drilling time is reduced from approximately 3 minutes in manual operation to about 1.5 minute using the developed machine, achieving nearly 66% improvement in efficiency. Additionally, the system reduces operator fatigue and ensures consistent output quality.

Index Terms—Car Spoiler, Drilling Machine, Automation, Fixture Design

I. INTRODUCTION

The rapid advancement of the automotive industry has led to an increased demand for precision manufacturing processes, particularly in the production of vehicle components such as car spoilers. Spoilers play a crucial role in enhancing vehicle aerodynamics, stability, and overall performance. The

installation of these components requires accurate drilling of mounting holes, which must be precisely aligned to ensure proper fitment and structural integrity. However, in many small-scale and medium-scale manufacturing units, drilling operations are still carried out using conventional manual methods. These methods often result in inconsistencies, reduced accuracy, and increased production time, thereby affecting the quality and efficiency of the manufacturing process.

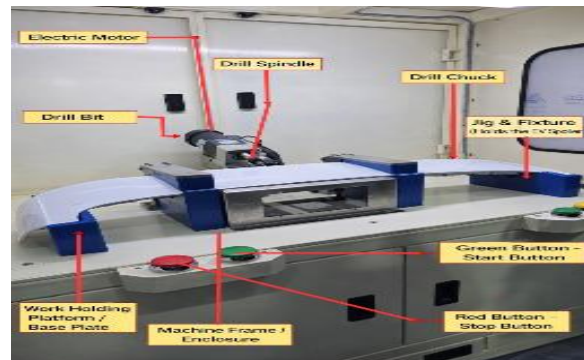


Figure 1. system explanation

Manual drilling operations are highly dependent on the skill and experience of the operator, which makes the process prone to human error, hole misalignment, and dimensional variations. In addition, the repetitive nature of the task leads to operator fatigue, further increasing the likelihood of defects and inconsistencies. These challenges not only reduce productivity but also contribute to higher manufacturing costs due to rework and material wastage. With the growing demand for high-quality automotive components and faster production rates, there is a strong need for an improved drilling system that can ensure accuracy, repeatability, and efficiency while minimizing human intervention.

II. PROBLEM STATEMENT

In the current automotive manufacturing process, drilling operations for car spoilers are often performed using conventional manual methods, particularly in small-scale and medium-scale industries. These methods rely heavily on operator skill and manual positioning, which leads to inconsistencies in hole alignment and dimensional accuracy. Improperly drilled holes can result in poor fitting of the spoiler, affecting both the structural integrity and aerodynamic performance of the vehicle. Additionally, the absence of proper guiding mechanisms increases the chances of defects, rework, and material wastage, thereby reducing overall production quality.

Furthermore, manual drilling processes are time-consuming and require continuous operator involvement, which reduces productivity and increases labor effort. The repetitive nature of the operation leads to operator fatigue, further contributing to errors and variations in output. With increasing demand for precision and higher production rates in the automotive industry, these limitations highlight the need for an improved drilling system.

III. OBJECTIVES

The primary objective of this project is to design and develop a car spoiler drilling machine that enhances the accuracy, efficiency, and consistency of drilling operations in automotive manufacturing. The system aims to overcome the limitations of conventional manual drilling methods by incorporating a fixture-based mechanism and a motorized drilling unit to ensure precise hole alignment and repeatability. Additionally, the project focuses on reducing production time, minimizing human error, and decreasing operator fatigue while maintaining product quality and dimensional accuracy. The developed machine is intended to be cost-effective, easy to operate, and suitable for implementation in small-scale and medium-scale industries.

IV. LITERATURE BACKGROUND

A. Drilling Process and Its Importance

Drilling is one of the most essential machining operations in manufacturing industries, particularly in the automotive sector where precise hole creation is

required for assembly and structural applications. The accuracy of drilling directly affects component alignment, strength, and overall product performance. In the case of car spoilers, proper drilling ensures correct mounting and stability. However, traditional drilling practices often lack precision and consistency, especially when performed manually. This highlights the importance of developing improved drilling systems that can deliver accurate and repeatable results.

B. Limitations of Conventional Drilling Methods

Conventional manual drilling methods are widely used due to their simplicity and low cost, but they come with several drawbacks. These methods depend heavily on operator skill, which leads to variations in hole positioning and alignment. Human error, lack of proper guidance systems, and operator fatigue contribute to inconsistencies in the final output. Additionally, manual drilling is time-consuming and reduces overall productivity. These limitations create a need for a more reliable and efficient drilling solution that minimizes errors and enhances production quality.

C. Role of Fixtures and Mechanization

Fixtures play a crucial role in improving machining accuracy by securely holding the workpiece and ensuring proper alignment during drilling operations. The use of fixture-based systems reduces setup time, enhances repeatability, and eliminates positioning errors. Along with fixtures, the introduction of motorized drilling mechanisms further improves efficiency by providing controlled and stable operation. These systems reduce dependency on manual effort and ensure consistent drilling performance, making them highly suitable for industrial applications.

D. Need for an Improved Drilling System

Considering the limitations of manual methods and the advantages of fixture-based and motorized systems, there is a strong need for developing an improved drilling machine specifically for car spoiler applications. An efficient drilling system should combine accuracy, speed, and reliability while being cost-effective and easy to operate. The development of such a system can significantly enhance productivity, reduce production time, and ensure high-quality

output. This forms the basis for the present project, which focuses on designing and developing a car spoiler drilling machine.

V. PROPOSED METHODOLOGY

The requirements of the drilling operation were analyzed, including workpiece dimensions, hole specifications, and alignment constraints. Based on these requirements, a suitable machine structure was designed with a rigid frame to ensure stability during operation. A fixture-based system was developed to securely hold the car spoiler in position, ensuring proper alignment and repeatability of drilling operations. The drilling unit was powered by an electric motor, and necessary components such as the spindle, guide mechanism, and support structures were integrated to achieve smooth and controlled drilling. The entire system was fabricated and assembled, followed by testing under working conditions to evaluate its performance in terms of accuracy and efficiency.

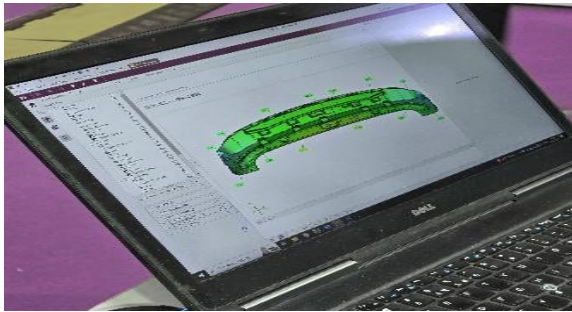


Figure 2. car spoiler 3D file

The use of a customized High-Speed Steel (HSS) 4-point drill bit, designed specifically to improve hole quality and drilling performance. Unlike conventional two-flute drill bits, the 4-point drill bit provides better centering capability, reduced vibration, and improved chip removal, resulting in enhanced drilling accuracy and surface finish. Experimental trials were conducted to compare the performance of the customized drill bit with standard drilling tools, focusing on parameters such as drilling time, hole alignment, and surface quality. The results demonstrated that the use of the customized HSS 4-point drill bit, in combination with the fixture-based drilling machine, significantly improved overall efficiency, reduced production time, and ensured consistent and reliable drilling output.



Figure 4. customized HSS 4point drill bit

VI. RESULTS AND DISCUSSION

The developed car spoiler drilling machine was evaluated under practical operating conditions to assess its performance in terms of accuracy, efficiency, and repeatability. The experimental results demonstrated a significant improvement over conventional manual drilling method. The average drilling time per component was reduced from approximately 3 minutes in manual operation to about 1.5 minute using the developed machine, resulting in nearly a 66% reduction in cycle time. In addition to time savings, the fixture-based system ensured proper alignment of the workpiece, leading to consistent hole positioning and improved dimensional accuracy. The use of a motorized drilling mechanism provided stable and controlled operation, minimizing vibration and enhancing overall drilling quality.

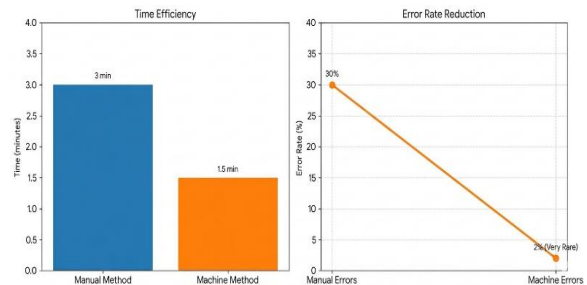


Figure 3. result graph

The implementation of the customized High-Speed Steel (HSS) 4-point drill bit contributed to improved drilling performance. The drill bit exhibited better centering capability, reduced tool deflection, and smoother cutting action compared to conventional drill bits. This resulted in improved surface finish and reduced chances of hole deviation. The overall system demonstrated reliable and repeatable performance.

with minimal operator intervention, thereby reducing human error and operator fatigue. The developed machine also proved to be cost-effective and suitable for small-scale and medium-scale manufacturing applications. These outcomes confirm that the proposed drilling machine is an efficient solution for improving productivity and quality in automotive component manufacturing.

VII. LIMITATIONS

The developed car spoiler drilling machine improves drilling accuracy and reduces production time, it has certain limitations. The system is primarily designed for specific spoiler dimensions and may require modifications to accommodate different sizes or complex geometries. Since the machine operates as a semi-automated system, it still depends on manual loading and unloading of the workpiece, which can affect overall efficiency. Additionally, the absence of advanced control systems such as CNC or sensors limits its adaptability for high-precision or large-scale automated production. Tool wear of the customized HSS 4-point drill bit over extended usage may also influence performance if not maintained properly. Therefore, while the system is suitable for small-scale and medium-scale applications, further enhancements are required for full industrial automation and flexibility

VIII. FUTURE SCOPE

The developed car spoiler drilling machine can be further enhanced by integrating advanced automation technologies such as CNC control, programmable logic controllers (PLC), and sensor-based monitoring systems to enable fully automated operation. Future improvements may include the addition of multi-spindle arrangements to perform multiple drilling operations simultaneously, thereby increasing productivity. The fixture design can also be modified to accommodate different spoiler shapes and sizes, improving flexibility and versatility. Additionally, the use of advanced tool materials and coatings can extend tool life and enhance performance. Incorporating real-time monitoring and quality control systems can further improve accuracy and reliability, making the system suitable for large-scale industrial applications.

IX. CONCLUSION

In conclusion, the design and development of the car spoiler drilling machine successfully address the limitations of conventional manual drilling methods by improving accuracy, reducing production time, and ensuring consistent performance. The integration of a fixture-based system and a motorized drilling mechanism enables precise hole alignment and repeatability, which are critical for automotive component assembly. The use of a customized High-Speed Steel (HSS) 4-point drill bit further enhances drilling quality by providing better centering and smoother cutting action. Experimental results demonstrate a significant reduction in drilling time from approximately 3 minutes to 1.5 minute, along with improved efficiency and reduced operator fatigue. Overall, the developed system proves to be a cost-effective, reliable, and practical solution suitable for small-scale and medium-scale manufacturing applications.

ACKNOWLEDGMENT

The authors thank the department faculty members for their guidance in understanding automotive Applications, Design of drill bit, Drilling machine and development

REFERENCES

- [1] Sharma, R., Kumar, P., & Singh, A. (2023). "Optimization of Drilling Parameters for Improved Machining Performance." *International Journal of Advanced Manufacturing Technology*.
- [2] Kumar, S., & Reddy, V. (2022). "Experimental Investigation on Feed Rate Optimization in Drilling Operations." *Journal of Manufacturing Processes*.
- [3] Singh, R., Patel, M., & Verma, S. (2021). "Effect of Cutting Parameters on Productivity and Energy Consumption in Drilling." *Materials Today: Proceedings*.
- [4] Hassan, M., Ali, K., & Ahmed, T. (2022). "Analysis of Spindle Speed and Feed Rate in Drilling Operations." *Journal of Mechanical Engineering Research*.
- [5] Patel, D., Shah, H., & Mehta, R. (2021). "Design and Development of Fixture for Drilling

- Machine.” International Journal of Engineering Research & Technology (IJERT).
- [6] Ahmed, S., Khan, M., & Rahman, F. (2022). “Application of Jigs and Fixtures in Precision Machining.” Journal of Industrial Engineering.
- [7] Zhang, Y., Liu, H., & Chen, X. (2023). “Optimization of CNC Drilling Processes in Automotive Manufacturing.” Journal of Manufacturing Systems.
- [8] Aravind, N., & Yashoda, C. (2025). “Design, Operations and Applications of Drilling Machines in Manufacturing Industries.”
- [9] Pereira, B., Griffiths, C., & Rees, A. (2022). “Optimization of Robotic Drilling Systems for Industrial Applications.”
- [10] Górski, J. (2022). “Recent Developments in Drilling and Tool Condition Monitoring.”