A Review on: The Role of Essential Amino Acids in Quinoa in Promoting Muscle Growth

Mrs. Rupinder Kaur[1], Mr. Akash Kumar[2]
[1]*Associate Professor, Department of Pharmacogonosy, Sachdeva College of Pharmacy, Gharuan, Mohali -140413, Punjab, India*
[2]*B. Pharm Student, Department of Pharmacy, Sachdeva College of Pharmacy, Gharuan, Mohali - 140413, Punjab, India*

***Abstract*—A continuous intake of dietary protein and essential amino acids (EAAs) are required to maintain skeletal muscle synthesis, repair and growth. One plant-based protein that is especially notable is quinoa (Chenopodium quinoa Willd.) stands out because it supplies all nine EAAs including the branched-chain amino acids leucine, isoleucine, and valine within a single food source, a trait uncommon among cereal-derived proteins. Beyond its amino acid content, quinoa carries dietary fiber, micronutrients, and a range of bioactive compounds that add to its nutraceutical appeal. This review summarizes current knowledge of the protein and amino acid profile of quinoa and emphasizes the important role of leucine to activate the mTORC1 pathway, a critical pathway for the initiation of muscle protein synthesis (MPS). It also considers how digestibility, processing methods, and overall protein intake not amino acid content alone determine how much of quinoa's nutritional potential is actually usable by the body, and how quinoa compares with other plant and animal protein sources on these measures. Although the theoretical case for quinoa supporting muscle health is strong, direct evidence from human trials linking whole-quinoa consumption to measurable gains in muscle mass or strength remains sparse. The review concludes that there is a need for well-designed clinical studies, especially those involving resistance training to be able to come to more definite conclusions about optimal doses and long-term effects.**

***Index Terms*—Quinoa; Essential Amino Acids; Muscle Growth; Muscle Protein Synthesis; Plant-Based Protein; Leucine; Sports Nutrition**

I. INTRODUCTION

The dietary protein tips that skeletal muscle's balance in constant breakdown and rebuilding, toward repair and growth [1]. The amino acids from food are not only used to assemble new muscle protein but also to control the metabolic signaling that results in muscle protein synthesis (MPS) to begin with [2, 3]. Unlike the body's capability to synthesize them, essential amino acids (EAAs) must be supplied from food and therefore are not only a function of quantity, but also of quality when it comes to muscle outcomes [2, 4].

Leucine has a special place among the EAA. It is one of three branched-chain amino acids (BCAAs) which serve as a biochemical signal to activate the mechanistic target of rapamycin complex 1 (mTORC1) pathway, initiating the signaling pathway for the initiation of translation and ultimately, new muscle protein synthesis (MPS) [2, 3, 5]. However, starting the pathway does not mean that it gets finished. Leucine alone is not able to produce new protein despite its high signalling, and the other EAA are necessary as raw material to sustain muscle growth [2, 3].

This has stimulated interest in plant proteins which may be as complete as animal proteins. Most plant food items are deficient in one or more of the EAAs [6–8], but quinoa (Chenopodium quinoa Willd.) from the Andes contains all nine EAAs in a single food [9–11]. In addition to amino acids, the fibre, vitamin, mineral and antioxidant properties of quinoa complete its nutritional and nutraceutical profile [12, 13]. This review aims to explore the contribution of quinoa protein and amino acid composition towards muscle protein synthesis and growth, with particular emphasis on the role of leucine in mTORC1 activation.

The review will also identify areas of strong evidence (e.g., composition and mechanism of action) and areas of limited evidence (e.g., direct human studies). It will also include the bioactive compounds of quinoa and its

importance in pharmacognosy, and the protein quality and digestibility of quinoa and other plant and animal proteins (Figure 1).

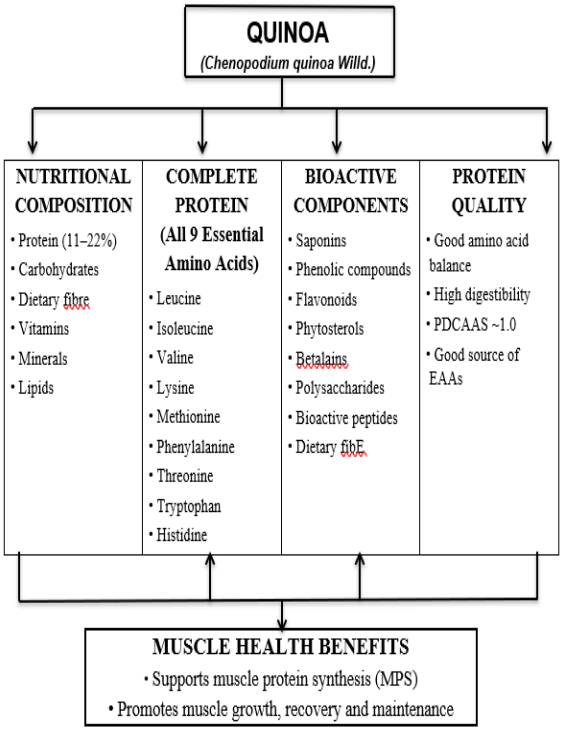

Figure 1. Overview of Quinoa Composition and its Potential Contribution to Muscle Health.

The bottom line is the same all along the way: Quinoa's full profile of amino acids is a promising muscle health support. But what is potential does NOT equal effective. This is the gap that is going to be filled with controlled human research in the future.

II. NUTRITIONAL AND PROTEIN PROFILE OF QUINOA

Among plant-based protein sources, quinoa occupies an unusual position: rather than being deficient in one or more EAAs a common limitation of cereal proteins it supplies the full complement of nine [10, 11, 14, 15]. That said, “complete” does not mean “uniform.” The relative proportion of each amino acid varies depending on how the protein is measured and processed, so quinoa’s advantage lies less in extreme abundance of any single amino acid and more in the breadth and balance of its profile.

Structurally, most of quinoa’s protein is accounted for by two storage-protein groups 11S globulins and 2S albumins whose folding and solubility properties influence how readily the protein is broken down during digestion [11, 16]. This matters because amino acid content on paper is not the same as amino acid availability in practice: digestibility, food processing, and the presence of naturally occurring anti-nutrients (discussed further in Section 1.8) all gate how much of quinoa’s theoretical protein value is actually absorbed and used [17, 19].

Table 1. Essential amino acids present in quinoa and their relevance to muscle metabolism [2,3].

Essential amino acid	Category	Relevance to muscle
Leucine	BCCAs	Switches on the mTORC1 pathway, which tells muscle to start making new protein
Isoleucine	BCCAs	Helps muscle cells take in glucose and turn it into energy, mainly during exercise.
Valine	BCCAs	Works with leucine and isoleucine to help muscle handle amino acids and keep working normally.
Lysine	EAAs	A basic building block the body uses to repair and maintain muscle tissue.
Methionine	EAAs	Needed to start protein in the cell, and also used to make sulfur-containing compounds.
Threonine	EAAs	Helps build proteins and keeps muscle and other tissues in good shape.
Phenylalanine	EAAs	Used to build proteins, and the body also converts it into tyrosine.
Tryptophan	EAAs	Needed to build proteins, and to make serotonin and melatonin.
Histidine	EAAs	Used to build proteins, and to make histamine and carnosine, a compound found in muscle.

III. ROLE OF ESSENTIAL AMINO ACIDS IN MUSCLE PROTEIN SYNTHESIS

The human body cannot synthesize essential amino acids (EAAs) and thus the synthesis of muscle protein requires the presence of these nutrients in the diet. The nine EAA's which are vital for the growth, repair, and

maintenance of muscle tissue include leucine, isoleucine, valine, lysine, methionine, threonine, phenylalanine, tryptophan, and histidine. These need to be used as part of a meal, before new muscle can be built or repaired [2].

Leucine is one of these EAAs due to its two important functions. It functions to activate mTORC1 pathway to initiate the synthesis of new muscle protein, and as a structural protein [2, 3, 5]. But signalling is quite different from building protein. When mTORC1 is activated, the cell requires all of the remaining EAA's to produce new muscle protein. Leucine is able to switch it on, but it is not sufficient to activate it alone [2, 3].

The fullness of quinoa is what is important here. A protein source which only provides the signal, but does not provide adequate levels of the other EAAs, will have less impact than a source which provides both the trigger and the required building blocks [20]. Quinoa co-possesses all the nine EAAs simultaneously, and the rate and extent of delivery of EAAs, not the quantity of protein, are largely important when it comes to MPS, making it ideal for supporting MPS after resistance training [10, 11]. Amino acids are more effective in stimulating muscle cells when they exercise them [1, 21, 22].

IV. ROLE OF BRANCHED-CHAIN AMINO ACIDS IN MUSCLE GROWTH

Of the three BCAAs, leucine gets most of the research attention, but isoleucine and valine are not passive bystanders. Both play an active role in amino acid metabolism within skeletal muscle and help with the overall renewal of muscle protein, even though their individual ability to stimulate muscle protein synthesis (MPS) is less than that of leucine [2, 3, 23, 24,]. A useful way to think about the division of labor: leucine acts primarily as a signal it activates mTORC1 without itself being consumed in large quantities as a structural component while isoleucine and valine function more as supply, feeding into the pool of amino acids available for actual protein assembly and for ongoing tissue maintenance [2, 3, 23, 24].

Neither role works well in isolation [24]. A protein source rich in leucine but poor in the other BCAAs would activate the pathway without adequately supplying it; the reverse would supply substrate without switching on the process. Quinoa's advantage here is that it delivers all three BCAAs together as part of a single whole food, rather than requiring leucine to be sourced separately from isoleucine and valine [15,25]. Whether that combination translates into meaningful muscle-building outcomes in practice, however, still depends on variables outside the amino acid profile itself total protein consumed, digestibility, and whether resistance training is part of the picture [1-3, 7, 26].

V. ROLE OF INDIVIDUAL ESSENTIAL AMINO ACIDS IN MUSCLE GROWTH

Treating "EAA content" as a single number hides an important detail: each of the nine essential amino acids (EAAs) has a unique role in the body, and the true value of a protein for muscle health depends on the balance between them, not just the total amount present [2, 3].

Leucines dual identity - structural component and mTORC1 signal - has already been discussed, but it is worth restating that leucine's signaling effect only pays off if the other EAAs are simultaneously available to be built into new tissue [2, 3, 23]. Isoleucine and valine round out the BCAA group, contributing more to metabolic turnover than to signaling [2]. Among the remaining EAAs, lysine deserves particular mention for quinoa specifically: cereal proteins are typically lysine-limited, but quinoa breaks that pattern with a comparatively high lysine content, giving it a more balanced EAA profile than most grains [10, 11, 27].

Methionine contributes both to protein synthesis directly and to sulfur-containing metabolite production, making its concentration a useful marker of overall plant-protein quality; threonine supports ongoing tissue maintenance; and phenylalanine doubles as a precursor for tyrosine synthesis [2, 3].

Tryptophan and histidine round out the set - the former as a precursor to serotonin and melatonin, the latter feeding into histamine and carnosine production, and carnosine has documented relevance to skeletal muscle function.

Overall, quinoa's complete EAA profile makes it a promising candidate for supporting muscle protein synthesis, as long as the intake is adequate [2, 3]. That said, this remains a mechanistic argument built on individual amino acid roles not direct evidence that eating quinoa produces measurable muscle growth, which requires controlled human trials examining protein amount, amino acid availability, digestibility, and resistance training together [1-3, 6].

VI. LEUCINE AND MTORC1 SIGNALING PATHWAY

The process that links dietary leucine to muscle growth involves mTORC1, which stands for mechanistic target of rapamycin complex 1. When intracellular leucine concentration rises past a certain threshold, it activates mTORC1, which in turn phosphorylates downstream targets - notably 4E-BP1 and S6K1 - that lift the brakes on translation initiation and allow ribosomes to begin assembling new muscle protein (Figure 2) [1, 2, 23, 28, 29].

It is worth being precise about what this pathway does and does not accomplish. Leucine's role here is regulatory, not material -it tells the cell that amino acids are available and that protein synthesis can proceed, but the synthesis itself consumes the other EAAs as substrate. More leucine beyond the activation threshold does not translate into proportionally more new muscle protein; the ceiling is set by the availability of the remaining amino acids needed to complete each new protein chain [2, 3, 24].

This creates a specific limitation for quinoa. While its EAA profile is complete, its leucine density is comparatively modest next to other high-protein foods "(see Figure 3 in Section 1.10)". In practice, this means a larger serving of quinoa protein may be needed to reach the same leucine threshold that a smaller serving of a leucine-dense protein would achieve - a consideration relevant to anyone using quinoa protein specifically to drive mTORC1 activation [6, 7, 30, 31]. None of this rule's quinoa out as a muscle-supportive protein; it simply means dose and serving size deserve more attention than amino acid completeness alone would suggest.

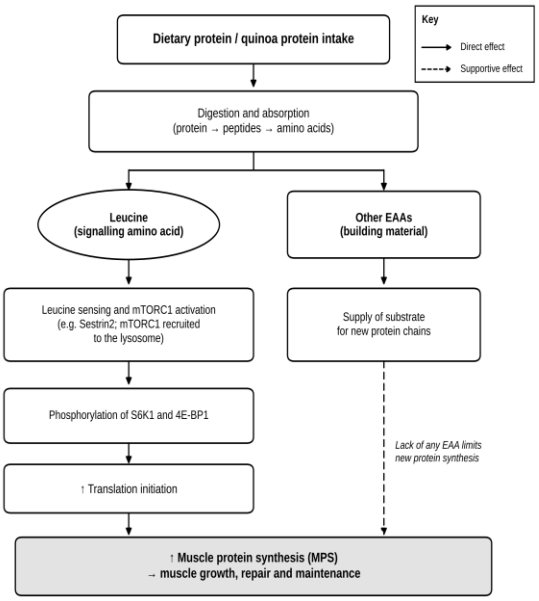

Figure 2. Role of essential amino acids and leucine in the activation of mTORC1 signaling and stimulation of muscle protein synthesis [2, 3, 5, 7, 23, 24, 28, 29]. EAAs, essential amino acids; mTORC1, mechanistic target of rapamycin complex 1; MPS, muscle protein synthesis; S6K1, ribosomal protein S6 kinase 1; 4E-BP1, eukaryotic initiation factor 4E-binding protein 1.

VII. QUINOA PROTEIN AND MUSCLE PROTEIN SYNTHESIS

Quinoa's growing profile as a plant-protein option rests on the same completeness discussed throughout this review: its globulin and albumin fractions (11S and 2S, respectively) deliver a full EAA set including all three BCAAs, giving it both nutritional and functional relevance as a protein source [11, 16].

Mechanistically, the case for quinoa supporting muscle maintenance is straightforward - its EAAs can serve as substrate for new muscle protein, and its leucine content, while modest, is sufficient to engage the mTORC1 pathway. In principle, then, adequate quinoa protein intake could help meet the amino acid demands of skeletal muscle repair and maintenance [2, 3].

In practice, two caveats limit how far this argument can be extended. First, quinoa's leucine density trails several other protein sources, meaning larger servings may be required to hit the same activation threshold (see Section 1.10 comparison). Second, and more

importantly, the muscle-growth potential of any protein source is gated by digestibility, total intake, and resistance exercise - not amino acid profile in isolation [6, 7, 26]. No human trial to date has directly demonstrated that whole quinoa consumption increases muscle mass over time, so this section's conclusions remain plausible rather than proven, pending further controlled research.

VIII. PHARMACOGNOSTIC AND NUTRACEUTICAL IMPORTANCE OF QUINOA

Quinoa's relevance extends past its protein content into a broader category of pharmacognostic interest - the study of naturally derived compounds with biological activity. Alongside its complete amino acid profile, quinoa contains saponins, phenolic compounds, flavonoids, phytosterols, betalains, polysaccharides, dietary fibre, and bioactive peptides, and the concentration of each varies considerably depending on cultivar, growing conditions, and post-harvest processing [32-35].

Saponins are worth singling out because of where they're located: concentrated in the seed's outer testa, they've been associated with antioxidant, anti-inflammatory, antimicrobial, and metabolic effects [36-38]. Elsewhere in the seed, phenolic compounds, flavonoids, phytosterols, tocopherols, carotenoids, and betalains contribute antioxidant and broader health-promoting activity [39, 40].

The practical takeaway for this review's focus is a distinction, not a combination: quinoa's amino acids are the component most directly tied to muscle protein synthesis, while its antioxidant and bioactive compounds are better framed as complementary - potentially useful for recovery and general tissue health, but not themselves drivers of muscle growth. Given the current evidence, quinoa is more accurately described as a nutritionally valuable food for supporting protein intake than as a therapeutic agent for muscle development specifically.

IX. BIOACTIVE CONSTITUENTS OF QUINOA AND THEIR BIOLOGICAL ACTIVITIES

Quinoa's nutraceutical reputation extends beyond its amino acid profile to a range of bioactive compounds - saponins, phenolic compounds, flavonoids, phytosterols, betalains, and bioactive peptides - each associated with antioxidant, anti-inflammatory, or metabolic effects reported in the literature (see Table 2). Saponins in particular have been linked to antioxidant, anti-inflammatory, and antimicrobial activity; phenolics and flavonoids to reduced oxidative stress and cellular protection; phytosterols to lipid modulation; betalains to antioxidant defense; and bioactive peptides to the functional properties of the protein itself [32, 38-40].

Bioactive Constituent	Reported Activity	Potential Relevance
Saponins	Antioxidant, anti-inflammatory, antimicrobial	Cellular/metabolic health support
Phenolic compounds	Antioxidant, anti-inflammatory	Reduced oxidative stress
Flavonoids	Antioxidant, anti-inflammatory	Cellular protection
Phytosterols	Lipid-modulating, antioxidant	Metabolic health
Betalains	Antioxidant	Protection against oxidative stress
Bioactive peptides	Antioxidant and other activity	Functional protein properties

Table2. Bioactive constituents of quinoa and their reported activities [32, 38-40].

It is important to keep this in proportion: these compounds contribute to quinoa's general health profile, but their direct contribution to muscle growth specifically has not been established. The protein and EAA content discussed in earlier sections remains the more directly relevant factor for muscle protein synthesis; the bioactive compounds are best understood as complementary rather than central to that particular claim [32, 38].

X. COMPARISON OF QUINOA WITH OTHER PLANT PROTEIN SOURCES

Set against other plant proteins, quinoa's defining feature is completeness rather than abundance. Most cereal grains fall short of providing all nine EAAs; quinoa does not. Soy protein similarly offers a complete profile and tends to edge out quinoa on leucine content, while pea protein though generally good quality falls short on methionine. None of these sources dominates on every axis; protein quality is a composite of total protein content, amino acid balance, leucine density, digestibility, and amino acid bioavailability, not any single metric [7, 8, 10, 41].

Where quinoa loses ground specifically is leucine density: the comparison in Figure 3 shows quinoa's leucine content (roughly 6.0–7.5 g/100 g protein) trailing whey, casein, and egg protein (8.0–11.0 g/100 g), and even trailing soy slightly [6, 7, 42]. For someone optimizing specifically for leucine-driven mTORC1 activation, this matters; for someone prioritizing a complete plant-based amino acid profile, it matters less Milk-based proteins such as whey have been reported to stimulate muscle protein synthesis more strongly than soy protein [42,43].

Plant protein blends and pea protein alone have also been shown to stimulate muscle protein synthesis to a similar extent as an equal amount of milk protein in healthy young men [44,45]. Long-term comparative research on quinoa protein specifically (versus these alternatives) for muscle-building outcomes remains thin [6].

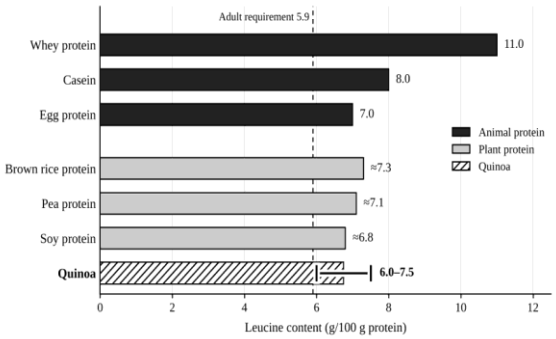

Figure 3. Leucine content of quinoa compared with selected animal- and plant-based protein sources (g/100 g protein). The quinoa bar is drawn at the midpoint of its reported range (6.0–7.5); the dashed line marks the adult leucine requirement (5.9 g/100 g protein). Values for whey, casein, egg, soy, pea and brown rice protein are from Gorissen et al. [7]; the quinoa range is from [10, 19].

Values used in Figure 3

Protein source	Leucine content (g/100 g protein)	Source
Whey protein	11.0	[7]
Casein	8.0	[7]
Egg protein	7.0	[7]
Brown rice protein	≈7.3	[7]
Pea protein	≈7.1	[7]
Soy protein	≈6.8	[7]
Quinoa	6.0–7.5	[10, 19]

≈ calculated from the amount of protein that supplies 2.7 g leucine (Table 2 of [7]); other values as stated in the text of [7]. Leucine is expressed as g per 100 g of total protein.

XI. POTENTIAL ROLE OF QUINOA IN MUSCLE HEALTH AND GROWTH

Weighing everything discussed so far, quinoa's case as a muscle-supportive food rests on a favorable combination: a complete EAA profile, three BCAAs present together, and a supporting cast of bioactive compounds that may offer antioxidant and metabolic benefits alongside the amino acids themselves. Whether that combination actually moves the needle on muscle tissue, though, depends heavily on factors outside quinoa's control as a food how much protein is eaten overall, how available and digestible the amino acids turn out to be, and whether resistance training is part of the routine [2, 6, 46].

The honest summary is that quinoa's nutrition profile is strong on paper, but human evidence connecting quinoa intake specifically to muscle growth outcomes is still thin. It is reasonable to treat quinoa as a good-quality protein food that plausibly supports muscle health not as a proven muscle-building supplement. Settling that distinction with confidence will require controlled clinical trials that establish an effective dose and track chronic effects on muscle mass and strength [47].

XII. LIMITATIONS AND RESEARCH GAPS

Most of what is currently known about quinoa's muscle-health potential comes from nutritional composition studies, in vitro work, or animal research - not direct human trials. That gap matters, because composition data alone cannot confirm real-world outcomes in people. Compounding this, variation across quinoa cultivars, processing methods, and protein-digestibility measures means that findings from one study don't necessarily generalize to quinoa as a category [10, 11, 19, 33, 48].

A second limitation is quinoa's comparatively modest leucine content, which may cap its ability to fully stimulate MPS when consumed as a minor part of the diet rather than a primary protein source. No consensus dose exists for quinoa protein intended to support muscle growth [30, 46]. Filling these gaps will require well-controlled human studies that track protein intake, amino acid absorption, digestibility,

and long-term resistance training outcomes together, rather than any one variable in isolation [1-3, 6, 23].

XIII. FUTURE PERSPECTIVES

The clearest next step for this research area is human clinical work that tracks quinoa protein intake, amino acid availability, digestion rate, and leucine content together - ideally in the context of resistance exercise, since that is where amino acid signaling and mechanical stimulus are known to interact [1-3].

A second useful direction is head-to-head comparison: testing quinoa protein against other plant and animal proteins on the same outcome measures MPS rate, muscle mass maintenance, physical function rather than evaluating quinoa in isolation [6, 44, 45, 49]. If that evidence base develops, it could support the development of quinoa-based nutritional products aimed at muscle maintenance and healthy aging. Any such claims, though, would need to be earned through well-designed human intervention trials rather than extrapolated from composition data alone.

XIV. CONCLUSION

Quinoa's case as a nutraceutical protein source rests on a genuinely distinctive profile: a balanced set of all nine EAAs, meaningful representation of all three BCAAs, and an accompanying suite of bioactive compounds with plausible antioxidant and metabolic benefits. The leucine–mTORC1 pathway offers a coherent mechanistic explanation for how quinoa's amino acids could, in principle, support muscle protein synthesis.

That mechanistic plausibility should not be mistaken for proven efficacy. Long-term human trial data on quinoa's effect on muscle mass and strength remains scarce, and the real-world impact of quinoa protein will always be shaped by factors beyond amino acid content alone quantity consumed, leucine availability specifically, digestibility, processing method, and the presence or absence of resistance training. The fair characterization, pending further research, is that quinoa is a good-quality plant protein with credible promise for muscle health not yet a demonstrated tool for muscle growth. Closing that gap will take controlled human studies designed specifically to isolate quinoa's contribution from the other variables that influence muscle outcomes.

REFERENCES

[1] Atherton, P. J., and K. Smith, "Muscle protein synthesis in response to nutrition and exercise," Journal of Physiology, vol. 590, no. 5, pp. 1049–1057, 2012, doi: 10.1113/jphysiol.2011.225003.

[2] Church, D. D., K. R. Hirsch, S. Park, I. Y. Kim, J. A. Gwin, R. R. Wolfe, et al., "Essential amino acids and protein synthesis: Insights into maximizing the muscle and whole-body response to feeding," Nutrients, vol. 12, no. 12, Art. no. 3717, 2020, doi: 10.3390/nu12123717.

[3] Gwin, J. A., D. D. Church, R. R. Wolfe, A. A. Ferrando, and S. M. Pasiakos, "Muscle protein synthesis and whole-body protein turnover responses to ingesting essential amino acids, intact protein, and protein-containing mixed meals with considerations for energy deficit," Nutrients, vol. 12, no. 8, Art. no. 2457, 2020, doi: 10.3390/nu12082457.

[4] Volpi, E., H. Kobayashi, M. Sheffield-Moore, B. Mittendorfer, and R. R. Wolfe, "Essential amino acids are primarily responsible for the amino acid stimulation of muscle protein anabolism in healthy elderly adults," American Journal of Clinical Nutrition, vol. 78, no. 2, pp. 250–258, 2003, doi: 10.1093/ajcn/78.2.250.

[5] Ham, D. J., M. K. Caldow, G. S. Lynch, and R. Koopman, "Leucine as a treatment for muscle wasting: A critical review," Clinical Nutrition, vol. 33, no. 6, pp. 937–945, 2014, doi: 10.1016/j.clnu.2014.09.016.

[6] van Vliet, S., N. A. Burd, and L. J. C. van Loon, "The skeletal muscle anabolic response to plant- versus animal-based protein consumption," Journal of Nutrition, vol. 145, no. 9, pp. 1981–1991, 2015, doi: 10.3945/jn.114.204305.

[7] Gorissen, S. H. M., J. J. R. Crombag, J. M. G. Senden, W. A. H. Waterval, J. Bierau, L. B. Verdijk, et al., "Protein content and amino acid composition of commercially available plant-based protein isolates," Amino Acids, vol. 50, no. 12, pp. 1685–1695, 2018, doi: 10.1007/s00726-018-2640-5.

[8] Berrazaga, I., V. Micard, M. Gueugneau, and S. Walrand, "The role of the anabolic properties of plant- versus animal-based

protein sources in supporting muscle mass maintenance: A critical review," Nutrients, vol. 11, no. 8, Art. no. 1825, 2019, doi: 10.3390/nu11081825.

[9] Repo-Carrasco, R., C. Espinoza, and S.-E. Jacobsen, "Nutritional value and use of the Andean crops quinoa (Chenopodium quinoa) and kañiwa (Chenopodium pallidicaule)," Food Reviews International, vol. 19, nos. 1–2, pp. 179–189, 2003, doi: 10.1081/FRI-120018884.

[10] Ruales, J., and B. M. Nair, "Nutritional quality of the protein in quinoa (Chenopodium quinoa Willd.) seeds," Plant Foods for Human Nutrition, vol. 42, no. 1, pp. 1–11, 1992, doi: 10.1007/BF02196067.

[11] Dakhili, S., L. Abdolalizadeh, S. M. Hosseini, S. Shojaee-Aliabadi, and L. Mirmoghtadaie, "Quinoa protein: Composition, structure and functional properties," Food Chemistry, vol. 299, Art. no. 125161, 2019, doi: 10.1016/j.foodchem.2019.125161.

[12] Vega-Gálvez, A., M. Miranda, J. Vergara, E. Uribe, L. Puente, and E. A. Martínez, "Nutrition facts and functional potential of quinoa (Chenopodium quinoa Willd.), an ancient Andean grain: A review," Journal of the Science of Food and Agriculture, vol. 90, no. 15, pp. 2541–2547, 2010, doi: 10.1002/jsfa.4158.

[13] Navruz-Varli, S., and N. Sanlier, "Nutritional and health benefits of quinoa (Chenopodium quinoa Willd.)," Journal of Cereal Science, vol. 69, pp. 371–376, 2016, doi: 10.1016/j.jcs.2016.05.004.

[14] Abugoch James, L. E., "Quinoa (Chenopodium quinoa Willd.): Composition, chemistry, nutritional, and functional properties," Advances in Food and Nutrition Research, vol. 58, pp. 1–31, 2009, doi: 10.1016/S1043-4526(09)58001-1.

[15] Nowak, V., J. Du, and U. R. Charrondière, "Assessment of the nutritional composition of quinoa (Chenopodium quinoa Willd.)," Food Chemistry, vol. 193, pp. 47–54, 2016, doi: 10.1016/j.foodchem.2015.02.111.

[16] Abugoch, L. E., N. Romero, C. A. Tapia, J. Silva, and M. Rivera, "Study of some physicochemical and functional properties of quinoa (Chenopodium quinoa Willd.) protein isolates," Journal of Agricultural and Food Chemistry, vol. 56, no. 12, pp. 4745–4750, 2008, doi: 10.1021/jf703689u.

[17] Maradini Filho, A. M., M. R. Pirozi, J. T. D. S. Borges, H. M. P. Sant'Ana, J. B. P. Chaves, and J. S. R. Coimbra, "Quinoa: Nutritional, functional, and antinutritional aspects," Critical Reviews in Food Science and Nutrition, vol. 57, no. 8, pp. 1618–1630, 2017, doi: 10.1080/10408398.2014.1001811.

[18] Cui, H., S. Li, D. Roy, Q. Guo, and A. Ye, "Modifying quinoa protein for enhanced functional properties and digestibility: A review," Current Research in Food Science, vol. 6, Art. no. 100604, 2023, doi: 10.1016/j.crfs.2023.100604.

[19] Manzanilla-Valdez, M. L., C. Boesch, C. Orfila, S. Montaño, and A. J. Hernández-Álvarez, "Unveiling the nutritional spectrum: A comprehensive analysis of protein quality and antinutritional factors in three varieties of quinoa (Chenopodium quinoa Willd.)," Food Chemistry: X, vol. 24, Art. no. 101814, 2024, doi: 10.1016/j.fochx.2024.101814.

[20] Tang, J. E., and S. M. Phillips, "Maximizing muscle protein anabolism: The role of protein quality," Current Opinion in Clinical Nutrition and Metabolic Care, vol. 12, no. 1, pp. 66–71, 2009, doi: 10.1097/MCO.0b013e32831cef75.

[21] Mamerow, M. M., J. A. Mettler, K. L. English, S. L. Casperson, E. Arentson-Lantz, M. Sheffield-Moore, et al., "Dietary protein distribution positively influences 24-h muscle protein synthesis in healthy adults," Journal of Nutrition, vol. 144, no. 6, pp. 876–880, 2014, doi: 10.3945/jn.113.185280.

[22] Rasmussen, B. B., and S. M. Phillips, "Contractile and nutritional regulation of human skeletal muscle growth," Exercise and Sport Sciences Reviews, vol. 31, no. 3, pp. 127–131, 2003.

[23] Zaromskyte, G., K. Prokopidis, T. Ioannidis, K. D. Tipton, and O. C. Witard, "Evaluating the leucine trigger hypothesis to explain the post-prandial regulation of muscle protein synthesis in young and older adults: A systematic review," Frontiers in Nutrition, vol. 8, Art. no. 685165, 2021, doi: 10.3389/fnut.2021.685165.

[24] Wolfe, R. R., "Branched-chain amino acids and muscle protein synthesis in humans: Myth or reality?" Journal of the International Society of Sports Nutrition, vol. 14, Art. no. 30, 2017, doi: 10.1186/s12970-017-0184-9.

[25] van Vliet, S., J. W. Beals, I. G. Martinez, S. K. Skinner, and N. A. Burd, "Achieving optimal post-exercise muscle protein remodeling in physically active adults through whole food consumption," Nutrients, vol. 10, no. 2, Art. no. 224, 2018, doi: 10.3390/nu10020224.

[26] Morton, R. W., K. T. Murphy, S. R. McKellar, B. J. Schoenfeld, M. Henselmans, E. Helms, et al., "A systematic review, meta-analysis and meta-regression of the effect of protein supplementation on resistance training-induced gains in muscle mass and strength in healthy adults," British Journal of Sports Medicine, vol. 52, no. 6, pp. 376–384, 2018, doi: 10.1136/bjsports-2017-097608.

[27] Alvarez-Jubete, L., E. K. Arendt, and E. Gallagher, "Nutritive value of pseudocereals and their increasing use as functional gluten-free ingredients," Trends in Food Science & Technology, vol. 21, no. 2, pp. 106–113, 2010, doi: 10.1016/j.tifs.2009.10.014.

[28] Kimball, S. R., and L. S. Jefferson, "Signaling pathways and molecular mechanisms through which branched-chain amino acids mediate translational control of protein synthesis," Journal of Nutrition, vol. 136, no. 1, suppl., pp. 227S–231S, 2006, doi: 10.1093/jn/136.1.227S.

[29] Norton, L. E., and D. K. Layman, "Leucine regulates translation initiation of protein synthesis in skeletal muscle after exercise," Journal of Nutrition, vol. 136, no. 1, suppl., pp. 533S–537S, 2006, doi: 10.1093/jn/136.1.533S.

[30] Moore, D. R., M. J. Robinson, J. L. Fry, J. E. Tang, E. I. Glover, S. B. Wilkinson, et al., "Ingested protein dose response of muscle and albumin protein synthesis after resistance exercise in young men," American Journal of Clinical Nutrition, vol. 89, no. 1, pp. 161–168, 2009, doi: 10.3945/ajcn.2008.26401.

[31] Witard, O. C., S. R. Jackman, L. Breen, K. Smith, A. Selby, and K. D. Tipton, "Myofibrillar muscle protein synthesis rates subsequent to a meal in response to increasing doses of whey protein at rest and after resistance exercise," American Journal of Clinical Nutrition, vol. 99, no. 1, pp. 86–95, 2014, doi: 10.3945/ajcn.113.068668.

[32] Tang, Y., and R. Tsao, "Phytochemicals in quinoa and their potential health benefits," Molecules, vol. 22, no. 7, Art. no. 1178, 2017, doi: 10.3390/molecules22071178.

[33] Pathak, K., "Quinoa (Chenopodium quinoa Willd.) as a functional food ingredient: Bioactive compounds, processing effects and bioaccessibility," Journal of Global Ecology and Environment, vol. 22, no. 1, pp. 1–11, 2026, doi: 10.56557/jogee/2026/v22i110114.

[34] Nickel, J., L. P. Spanier, F. T. Botelho, M. A. Gularte, and E. Helbig, "Effect of different types of processing on the total phenolic compound content, antioxidant capacity, and saponin content of Chenopodium quinoa Willd grains," Food Chemistry, vol. 209, pp. 139–143, 2016, doi: 10.1016/j.foodchem.2016.04.031.

[35] Mhada, M., et al., "Variations of saponins, minerals and total phenolic compounds due to processing and cooking of quinoa (Chenopodium quinoa Willd.) seeds," Foods, vol. 9, no. 5, Art. no. 660, 2020, doi: 10.3390/foods9050660.

[36] Ando, H., Y.-C. Chen, H. Tang, M. Shimizu, K. Watanabe, and T. Mitsunaga, "Food components in fractions of quinoa seed," Food Science and Technology Research, vol. 8, no. 1, pp. 80–84, 2002.

[37] Han, Y., J. Chi, M. Zhang, R. Zhang, S. Fan, F. Huang, et al., "Characterization of saponins and phenolic compounds: Antioxidant activity and inhibitory effects on α-glucosidase in different varieties of colored quinoa (Chenopodium quinoa Willd.)," Bioscience, Biotechnology, and Biochemistry, vol. 83, no. 11, pp. 2128–2139, 2019, doi: 10.1080/09168451.2019.1638756.

[38] Vilcacundo, R., and B. Hernández-Ledesma, "Nutritional and biological value of quinoa (Chenopodium quinoa Willd.)," Current Opinion in Food Science, vol. 14, pp. 1–6, 2017, doi: 10.1016/j.cofs.2016.11.001.

[39] Repo-Carrasco-Valencia, R., J. K. Hellström, J. M. Pihlava, and P. H. Mattila, "Flavonoids and other phenolic compounds in Andean

indigenous grains: Quinoa (Chenopodium quinoa), kañiwa (Chenopodium pallidicaule) and kiwicha (Amaranthus caudatus)," Food Chemistry, vol. 120, no. 1, pp. 128–133, 2010, doi: 10.1016/j.foodchem.2009.09.087.

[40] Tang, Y., X. Li, B. Zhang, P. X. Chen, R. Liu, and R. Tsao, "Characterisation of phenolics, betanins and antioxidant activities in seeds of three Chenopodium quinoa varieties," Food Chemistry, vol. 166, pp. 380–388, 2015, doi: 10.1016/j.foodchem.2014.06.018.

[41] Gorissen, S. H. M., and O. C. Witard, "Characterising the muscle anabolic potential of dairy, meat and plant-based protein sources in older adults," Proceedings of the Nutrition Society, vol. 77, no. 1, pp. 20–31, 2018, doi: 10.1017/S002966511700194X.

[42] Tang, J. E., D. R. Moore, G. W. Kujbida, M. A. Tarnopolsky, and S. M. Phillips, "Ingestion of whey hydrolysate, casein, or soy protein isolate: Effects on mixed muscle protein synthesis at rest and following resistance exercise in young men," Journal of Applied Physiology, vol. 107, no. 3, pp. 987–992, 2009, doi: 10.1152/japplphysiol.00076.2009.

[43] Phillips, S. M., J. E. Tang, and D. R. Moore, "The role of milk- and soy-based protein in support of muscle protein synthesis and muscle protein accretion in young and elderly persons," Journal of the American College of Nutrition, vol. 28, no. 4, pp. 343–354, 2009, doi: 10.1080/07315724.2009.10718096.

[44] Pinckaers, P. J. M., I. W. K. Kouw, S. H. M. Gorissen, L. H. P. Houben, J. M. G. Senden, W. Wodzig, et al., "The muscle protein synthetic response to the ingestion of a plant-derived protein blend does not differ from an equivalent amount of milk protein in healthy young males," Journal of Nutrition, vol. 152, no. 12, pp. 2734–2743, 2022, doi: 10.1093/jn/nxac222.

[45] Pinckaers, P. J. M., J. S. J. Smeets, I. W. K. Kouw, J. P. B. Goessens, A. P. B. Gijsen, L. C. P. G. M. de Groot, et al., "Post-prandial muscle protein synthesis rates following the ingestion of pea-derived protein do not differ from ingesting an equivalent amount of milk-derived protein in healthy young males," European Journal of Nutrition, vol. 63, no. 3, pp. 893–904, 2024, doi: 10.1007/s00394-023-03295-6.

[46] Jäger, R., C. M. Kerksick, B. I. Campbell, P. J. Cribb, S. D. Wells, T. M. Skwiat, et al., "International Society of Sports Nutrition position stand: Protein and exercise," Journal of the International Society of Sports Nutrition, vol. 14, Art. no. 20, 2017, doi: 10.1186/s12970-017-0177-8.

[47] Schoenfeld, B. J., A. A. Aragon, and J. W. Krieger, "The effect of protein timing on muscle strength and hypertrophy: A meta-analysis," Journal of the International Society of Sports Nutrition, vol. 10, Art. no. 53, 2013, doi: 10.1186/1550-2783-10-53.

[48] Lan, Y., et al., "Change of physicochemical characteristics, nutritional quality, and volatile compounds of Chenopodium quinoa Willd. during germination," Food Chemistry, vol. 445, Art. no. 138693, 2024, doi: 10.1016/j.foodchem.2024.138693.

[49] Moore, D. R., T. A. Churchward-Venne, O. Witard, L. Breen, N. A. Burd, K. D. Tipton, et al., "Protein ingestion to stimulate myofibrillar protein synthesis requires greater relative protein intakes in healthy older versus younger men," Journals of Gerontology: Series A, vol. 70, no. 1, pp. 57–62, 2015, doi: 10.1093/gerona/glu103.