From Data to Decisions: A Conceptual Framework for Responsible and Value-Driven Data Science

Dr Vijay Sylvester T[1], Daniel Sylvester Thomas[2], Shirly Zakkam[3]
[1,2,3]*Kannur Dental College, Anjarakandy, Kannur, Kerala, India*

***Abstract*—The goal of data science is to apply knowledge of statistics and computing, and domain knowledge to facilitate decisions in various areas through the use of data and algorithms. While the technical performance of a model may be high, it may not necessarily yield reliable or positive outcomes. Some of the factors that influence the value of analytical systems include data quality, validity and interpretability, privacy, fairness and practical considerations of system deployment. This article presents a conceptual end-to-end data-to-decision framework covering the entire spectrum from definition of the problem, assessment of data, modeling, evaluation, deployment and monitoring of the system after deployment. This framework suggests that data science solutions must be evaluated against five interrelated dimensions, namely, technical validity, decision relevance, operational feasibility, responsible use, and continued value. This article provides a lifecycle diagram and other illustrative figures that are part of the framework and that serve the purpose of educating and training. Most of the figures are conceptual. Five theoretical statements are made for empirical verification. This article concludes with the assertion that while predictive performance of the analytical solutions is critical, the continued value of solutions and the quality of the decisions supported are equally important to ensure responsible data science.**

***Index Terms*—Data Science, Decision Analytics, Data Governance, Machine Learning, Responsible Artificial Intelligence**

I. INTRODUCTION

Data are created in commerce, healthcare, education, manufacturing, public services, and scientific research. Statistical analysis and machine-learning methods can enable us to extract evidence from data. Accurate predictions do not necessarily imply good decisions.

Decisions also depend on the constraints of the system, objectives of the decision-maker, and the situation in which the model is being deployed.

Established process models such as CRISP-DM emphasize business understanding, data understanding, preparation, modeling, evaluation, and deployment [1]. More recent guidance on AI risk management similarly emphasizes lifecycle-wide governance and trustworthiness [2].

This paper presents a conceptual framework to help technical experts understand the connection between analysis and decision making. The main contribution of this paper is a conceptual framework and propositions. No original work is presented, and no validation is provided.

II. CONCEPTUAL BACKGROUND

A. Data Science and Decision Support

Data science combines statistics, computing, data management, and domain knowledge. Donoho [6] discusses data science as an expanding field of scientific practice, while Kelleher and Tierney [7] provide an accessible account of the concepts and methods used in data science.

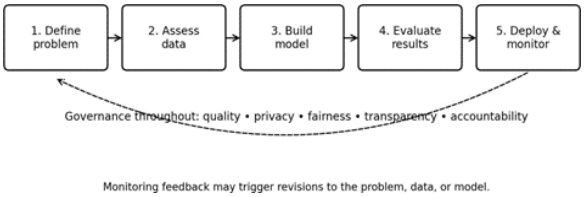

Fig. 1. Ideal data-to-decision process showing iterative feedback.

B. Lifecycle Thinking and Governance

Datasheets for datasets encourage structured documentation of dataset motivation, composition, collection, and recommended uses [4], while model cards support reporting intended uses and evaluation details [5].

III. DATA-TO-DECISION FRAMEWORK

Governance considerations including fairness, privacy, and security provide a checklist of best practices throughout the lifecycle of data science. The proposed framework has six iterative steps.

A. Problem Formulation

Write the decision to be made, the intended users, the operational constraints, and measurable success criteria.

An example of a business objective might be customer retention. An analytical task might be predicting the probability of customer attrition. A prediction is only useful if it results in the taking of an appropriate action.

B. Data Acquisition and Assessment

Assess relevance, completeness, accuracy, representativeness, provenance, and legality of access. Dataset documentation approaches such as datasheets and data cards can help communicate collection decisions and limitations [4], [10].

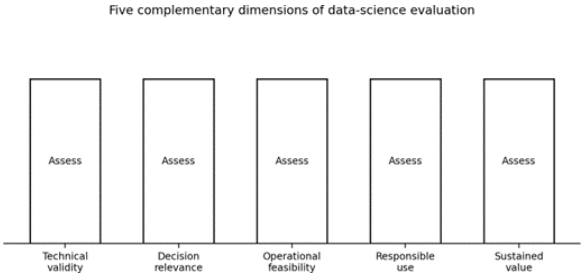

Fig. 2. Five dimensions to consider when evaluating data-science solutions.

C. Modeling

Select a modeling method. Modeling methods can include statistics, regression, classification, clustering, forecasting, causal inference, or optimization. Compare against simple baselines and consider interpretability, computational cost, and the consequences of different errors [6], [7].

D. Evaluation

Use evaluation procedures that fit the problem, including train–test separation, cross-validation, temporal validation, or external validation when appropriate. Guard against data leakage and avoid choosing metrics without regard to class imbalance or error costs [11], [12].

E. Deployment and Monitoring

Integrate the model outputs into a workflow with clear responsibility, user guidance, and escalation procedures. Monitor data quality, performance, subgroup outcomes, and operational impact. Define when recalibration, retraining, suspension, or retirement is needed.

IV. EVALUATING VALUE BEYOND ACCURACY

Predictive performance matters, but it is not enough to judge success. Accuracy alone does not tell the story. We must look beyond numbers and consider real-world impact. Sometimes a model that is less accurate can still deliver more value. The true test is not just how well it predicts, but how useful those predictions are in practice. Model reporting and explainability methods, including model cards, LIME (Local Interpretable Model-agnostic Explanations), and SHAP (SHapley Additive exPlanations), can support communication about model behavior and limitations [5], [13], [14].

Technical validity means checking whether the method is described properly and has been tested well. Decision relevance means checking whether the results help make choices. Operational feasibility considers how the system can be added to existing processes and kept running. Responsible use addresses privacy, fairness, security, and accountability. Sustained value checks whether benefits continue after the system is put into use.

Each of these parts matters depending on what the system is used for. For example, in healthcare, checking system correctness and safeguards is very important. In other settings, reliable operation and the cost of unexpected problems may be major concerns.

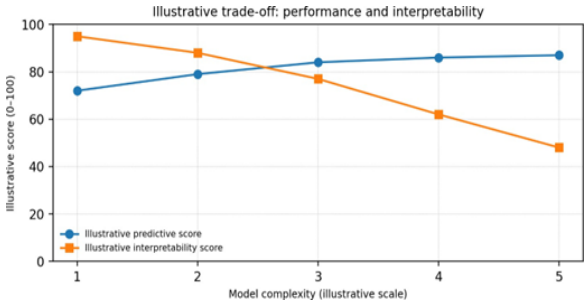

Fig. 3. Illustrative comparison of model complexity, predictive performance, and interpretability. The figure is not based on real data.

V. AN ILLUSTRATIVE EXAMPLE

Consider a learning activity where students examine models that become more complicated over time. Fig. 3 shows illustrative values to demonstrate that a more complex model may provide better predictions but can also be harder to understand. These numbers are not real; they are for illustration only and are not drawn from a study.

The learning objective is not to assume that this trade-off always occurs, but to ask students to evaluate models using explicit criteria. In a research project, plotted values must be replaced with measured results from a documented dataset and a reproducible evaluation procedure.

VI. ETHICAL AND PRACTICAL CHALLENGES

A. Bias, Privacy, and Fairness

Historical data can encode past treatment, measurement errors, or under-representation of certain groups. Researchers have documented sources and impacts of algorithmic bias and surveyed approaches to fairness in machine learning [15], [16].

B. Reproducibility and Accountability

Reproducibility and accountability go hand in hand. To make work reproducible, researchers should document where the data came from, how it was cleaned and prepared, what software was used, model settings, and validation procedures. Limitations that may affect results should also be stated. When these details are recorded, others can build on the work. The FAIR principles [17] and machine-learning reproducibility guidance
[11] provide complementary guidance.

VII. PROPOSITIONS FOR RESEARCH

The following propositions are hypotheses for future investigation, informed by literature on evaluation, reproducibility, deployment, and responsible AI [8], [9], [11], [19].

P1: When analytical goals match what decision-makers actually need, the results are perceived as more helpful for making choices.

P2: Clear data records and strong data-management practices improve the reproducibility of results and traceability of data provenance.

P3: Evaluating models with error costs and real-world constraints provides a stronger indication of practical value than predictive performance alone.

P4: Monitoring models after deployment helps detect performance degradation, especially when teams act on warnings.

P5: The organizational value of a complex model depends on the context, its interpretability, and the consequences of errors.

These ideas could be tested using real-world case studies, longitudinal observations, controlled experiments, or mixed methods. Future research should clearly define the outcomes being measured, select comparison groups, and account for potential confounders before making causal claims.

VIII. LIMITATIONS

This article is conceptual in nature. It does not present experiments, quantitative findings, or a systematic review conducted under a documented search protocol. The figures are illustrative, and the third figure includes hypothetical values. The proposed framework needs to be tested and may require adjustments to fit the legal, technical, and ethical conditions of different sectors.

IX. CONCLUSION

Data science helps make decisions only if analytical methods are linked to clear problems, good data, careful evaluation, and careful implementation. The proposed framework connects six lifecycle stages and five evaluation dimensions to help learners and practitioners look beyond accuracy. The framework's value lies in organizing considerations and producing testable propositions. Future empirical work should evaluate the framework across sectors and investigate how governance, technical performance, and decision processes together influence outcomes.

REFERENCES

[1] P. Chapman, J. Clinton, R. Kerber, T. Khabaza, T. Reinartz, C. Shearer, and R. Wirth, "CRISP-DM 1.0: Step-by-step data mining guide," SPSS, 2000.

[2] National Institute of Standards and Technology, "Artificial Intelligence Risk Management

Framework (AI RMF 1.0)," NIST AI 100-1, Jan. 2023, doi: 10.6028/NIST.AI.100-1.

[3] L. Breiman, "Statistical modeling: The two cultures," *Statistical Science*, vol. 16, no. 3, pp. 199–231, 2001, doi: 10.1214/ss/1009213726.

[4] T. Gebru *et al*., "Datasheets for datasets," *Communications of the ACM*, vol. 64, no. 12, pp. 86–92, 2021, doi: 10.1145/3458723.

[5] M. Mitchell et al., "Model cards for model reporting," in Proc. Conference on Fairness, Accountability, and Transparency (FAccT), 2019, pp. 220–229, doi: 10.1145/3287560.3287596.

[6] D. Donoho, "50 years of data science," Journal of Computational and Graphical Statistics, vol. 26, no. 4, pp. 745–766, 2017, doi: 10.1080/10618600.2017.1384734.

[7] J. D. Kelleher and B. Tierney, Data Science. Cambridge, MA, USA: MIT Press, 2018.

[8] D. Sculley et al., "Hidden technical debt in machine learning systems," in Advances in Neural Information Processing Systems 28, 2015, pp. 2503–2511.

[9] S. Amershi et al., "Software engineering for machine learning: A case study," in Proc. 41st International Conference on Software Engineering: Software Engineering in Practice, 2019, pp. 291–300, doi: 10.1109/ICSE-SEIP.2019.00042.

[10] M. Pushkarna, A. Zaldivar, and O. Kjartansson, "Data cards: Purposeful and transparent dataset documentation for responsible AI," arXiv:2204.01075, 2022.

[11] J. Pineau et al., "Improving reproducibility in machine learning research (A report from the NeurIPS 2019 reproducibility program)," Journal of Machine Learning Research, vol. 22, no. 164, pp. 1–20, 2021.

[12] "Leakage and the reproducibility crisis in machine-learning-based science," Patterns, 2023, doi: 10.1016/j.patter.2023.100804.

[13] M. T. Ribeiro, S. Singh, and C. Guestrin, "Why should I trust you? Explaining the predictions of any classifier," in Proc. 22nd ACM SIGKDD International Conference on Knowledge Discovery and Data Mining, 2016, pp. 1135–1144, doi: 10.1145/2939672.2939778.

[14] S. M. Lundberg and S.-I. Lee, "A unified approach to interpreting model predictions," in Advances in Neural Information Processing Systems 30, 2017, pp. 4765–4774.

[15] N. Mehrabi, F. Morstatter, N. Saxena, K. Lerman, and A. Galstyan, "A survey on bias and fairness in machine learning," ACM Computing Surveys, vol. 54, no. 6, Art. no. 115, 2021, doi: 10.1145/3457607.

[16] S. Barocas, M. Hardt, and A. Narayanan, Fairness and Machine Learning: Limitations and Opportunities, 2019. Available: https://fairmlbook.org/

[17] M. D. Wilkinson et al., "The FAIR Guiding Principles for scientific data management and stewardship," Scientific Data, vol. 3, Art. no. 160018, 2016, doi: 10.1038/sdata.2016.18.

[18] G. S. Collins et al., "Transparent reporting of a multivariable prediction model for individual prognosis or diagnosis (TRIPOD): The TRIPOD statement," Annals of Internal Medicine, vol. 162, no. 1, pp. 55–63, 2015, doi: 10.7326/M14-0697.

[19] A. Barredo Arrieta et al., "Explainable Artificial Intelligence (XAI): Concepts, taxonomies, opportunities and challenges toward responsible AI," Information Fusion, vol. 58, pp. 82–115, 2020, doi: 10.1016/j.inffus.2019.12.012.

[20] B. Dorr et al., "A new international data science program," Journal of Database Management, 2016, doi: 10.1007/s41060-016-0016-z.