Enterprise Agent Interoperability
A Strategic and Technical Blueprint for MCP And A2A In the Agentic Enterprise

Dr. P. Vignesh
Principle Member of CoE R&D-TAFE

***Abstract*—Enterprise AI is moving from isolated copilots and tool-using applications toward networks of agents that must access information, invoke business capabilities and delegate work across technical and organizational boundaries. The resulting challenge is not only model quality; it is interoperability, trust, control, reliable execution and accountability. This whitepaper presents a vendor-neutral reference for two complementary protocols: Model Context Protocol (MCP), which standardizes interactions between AI applications and exposed tools, resources and prompt templates, and Agent2Agent (A2A), which standardizes interactions between independent agents through capability descriptions, tasks, messages, status and results. The document proceeds from protocol fundamentals to component architecture, message and task lifecycles, security, implementation engineering, evaluation, observability, cloud implementation patterns, operating model, business value and an adoption roadmap. It explicitly distinguishes normative protocol behavior from optional implementation patterns and enterprise controls that must be supplied by the surrounding application or platform. The intended outcome is a practical decision framework for when to use MCP, when to use A2A, when to combine them, and when conventional APIs or native orchestration are a better choice.**



Figure 1. The enterprise agent interoperability stack: protocols connect interaction boundaries; controls span the architecture.

THE CENTRAL IDEA

MCP standardizes how AI applications connect to tools and data. A2A standardizes task exchange between independent agents. Enterprise value emerges only when these interfaces are secured, governed, tested and operated as business capabilities.

EXECUTIVE SUMMARY

The thesis: Enterprise agent interoperability is not achieved by adding a protocol to a system. It emerges when participants share defined interaction contracts, identities, permissions, semantics, operational expectations and evidence of correct execution.

MCP in one sentence: MCP standardizes how an AI application discovers and interacts with exposed tools, resources and prompt templates through a client-server protocol.

A2A in one sentence: A2A standardizes how independent agents advertise capabilities and exchange tasks, status, messages and results without requiring the caller to know the remote agent's internal implementation.

The architectural rule: Choose the protocol according to the interaction: capability access generally points toward MCP; delegation to an independently operated agent may point toward A2A; many workflows use both; some need neither.

The enterprise rule: Do not confuse protocol interoperability with trust. Identity, authorization, data access, safe execution, evaluation, observability, resilience and business accountability remain explicit system responsibilities.

The adoption rule: Begin with a measurable business workflow and a small set of owned capabilities. Prove conformance, security, quality, resilience and unit economics before scaling across domains.

THE RECOMMENDED ENTERPRISE RULE

Select the protocol based on the communication boundary. Use MCP for standardized capability access; use A2A for task exchange between independent agents; use both when one agent delegates work and agents use tools; use a simpler mechanism when that is sufficient.

Who Should Read This Whitepaper

Audience	Primary questions answered
CAIO / CTO / CIO	Where does interoperability create value? How should investment, risk and adoption be governed?
CDO / Data Practice Head	How are tools, data, context, lineage and permissions exposed safely to agents?
AI / Enterprise Architects	Which protocol fits each boundary? How do control plane, runtime, data and identity fit together?
AI Developers / Platform Engineers	How are MCP servers and A2A endpoints designed, tested, versioned and observed?
Security / Risk / Compliance	How are agent identity, delegated authority, data protection, prompt injection and audit addressed?
Product Owners / Operations	What business KPIs, service ownership, human approvals and incident processes are required?

Research Methodology and Evidence Classification

Sources are classified into four categories: (1) normative specifications and official protocol documentation;

(2) official product and cloud implementation documentation; (3) standards and security guidance; and (4) engineering articles or ecosystem announcements. Where an announcement describes adoption or market scale, the claim is attributed to its publisher and is not treated as an independent market census. Product features and availability are time-sensitive and must be revalidated.

I. THE ENTERPRISE AGENT INTEROPERABILITY IMPERATIVE

This part establishes the business and technology problem. It frames interoperability as an enterprise capability: not a protocol purchase, but a disciplined way to connect AI applications to approved capabilities and to let independently governed agents collaborate.

1. The evolution toward the agentic enterprise

Enterprise AI is moving from question-answering systems toward systems that can select tools, coordinate work and produce outcomes within defined boundaries. Interoperability becomes important when those capabilities are distributed across teams, products, frameworks and systems.

Architecture and implementation guidance

Trace the journey from deterministic applications to copilots, tool-using agents, multi-agent workflows and federated ecosystems. Distinguish greater capability from greater autonomy: an agent that can invoke a tool is not automatically authorised to perform every action that tool supports.

Recommended implementation practices

Define an enterprise agent taxonomy and map each agent to a business owner, runtime, capability contract, risk tier and operational support model.

Failure modes and design cautions

Avoid equating multi-agent architecture with better performance. Multiple agents introduce network calls, coordination cost, failure modes and more trust boundaries.

Controls and practical actions

- Define the interaction contract, supported capabilities, ownership and version assumptions explicitly.
- Validate behaviour against the selected specification and an independent implementation or realistic test harness.
- Document failure modes, security controls, operational metrics and conditions under which a simpler pattern is preferable.

EXPECTED ARTEFACT

Agent landscape and target-state capability map

Chapter references: [1], [2], [6], [16].

2. The core enterprise problem MCP and A2A address

An enterprise may have agents that can each produce value locally yet cannot reuse each other's capabilities without bespoke integration. MCP addresses

standardised tool/resource access; A2A addresses task exchange between independent agents. Neither eliminates the need for business semantics, identity, policy or operational engineering.

Architecture and implementation guidance
Map existing APIs, data stores, agents, integration middleware and workflow platforms. For each connection, record who initiates it, what is being exchanged, whether the operation has side effects, who owns each endpoint and what failure means to the business.

Recommended implementation practices
Use integration inventory data to establish current baseline measures: number of duplicated connectors, average time to onboard an integration, recurring maintenance hours and incidents attributable to interface changes.

Failure modes and design cautions
Avoid claiming that a protocol alone removes integration complexity. It standardises an interaction contract; schemas, policies, network paths, semantic meaning and service-level commitments remain design work.

Controls and practical actions
- Define the interaction contract, supported capabilities, ownership and version assumptions explicitly.
- Validate behaviour against the selected specification and an independent implementation or realistic test harness.
- Document failure modes, security controls, operational metrics and conditions under which a simpler pattern is preferable.

EXPECTED ARTEFACT
Current-state integration inventory and quantified problem statement
Chapter references: [1], [2], [6], [18].

3. Business drivers and strategic outcomes
The business case should connect protocol adoption to delivery velocity, reuse, reliability, governance and lower lifecycle friction. Protocol adoption itself is an intermediate capability; the outcome is safer, faster delivery of valuable AI-enabled workflows.

Architecture and implementation guidance
Identify the business journeys that cross system or agent boundaries. Prioritise those with repeated integration patterns, well-owned data, stable capabilities and measurable pain. Quantify benefits only where there is a baseline and a credible attribution method.

Recommended implementation practices
Use metrics such as time to integrate a new agent, reuse rate of approved tools, percentage of interactions with traceable identity, successful cross-agent task rate, operational cost per completed task and time to remediate policy violations.

Failure modes and design cautions
Avoid measuring success only by number of MCP servers, Agent Cards or agents registered. Those are activity metrics and can grow without improving business outcomes.

Controls and practical actions
- Start from an evidenced business baseline and an accountable business owner.
- Define measurable exit criteria, dependencies, costs, risk treatment and a decision point for scale or stop.
- Separate leading implementation indicators from realised business outcomes.

EXPECTED ARTEFACT
Protocol-adoption business-value tree and KPI baseline
Chapter references: [24], [25], [16], [19].

II. FOUNDATIONS OF AGENT PROTOCOLS AND INTEROPERABILITY

This part provides shared language for executives and engineers. Clear distinctions between a protocol, framework, API, workflow engine and governance control prevent architecture decisions from mixing incompatible levels of abstraction.

1. Understanding enterprise AI agents
An agent is a software system that uses a model and supporting logic to interpret a task, select actions and work toward an objective. Enterprise-grade agents also need policies, bounded authority, tool contracts, state, monitoring and explicit failure handling.

Architecture and implementation guidance
Separate model inference, agent control logic, tools, memory, context, planning, execution and evaluation in the architecture. Specify what the model may decide and what must be enforced deterministically by code or policy services.

Recommended implementation practices
Document each agent's purpose, inputs, outputs, allowed tools, delegated authority, stop conditions, human checkpoints and accountable owner.

Failure modes and design cautions
Avoid using "autonomous" as shorthand for "uncontrolled." Production agents should have bounded goals, limited permissions, constrained loops and measurable completion criteria.

Controls and practical actions
- Define the interaction contract, supported capabilities, ownership and version assumptions explicitly.
- Validate behaviour against the selected specification and an independent implementation or realistic test harness.
- Document failure modes, security controls, operational metrics and conditions under which a simpler pattern is preferable.

EXPECTED ARTEFACT
Agent charter and autonomy-boundary template
Chapter references: [1], [6], [21], [24].

2. The enterprise agent protocol landscape
Protocols define how participants exchange messages and interpret interaction semantics. APIs define callable operations; SDKs package implementation helpers; frameworks orchestrate an agent; registries locate capabilities; policy engines decide whether an action is permitted. They complement one another but are not interchangeable.

Architecture and implementation guidance
For every architecture component, classify its responsibility: contract, transport, orchestration, data access, state persistence, identity, policy, discovery or operations. This responsibility map is a practical defence against protocol sprawl.

Recommended implementation practices
Use MCP for agent-to-tool/data capability interfaces and A2A for tasks exchanged between independent agents; consider conventional REST/OpenAPI, events or native framework calls when they better fit the requirement.

Failure modes and design cautions
Avoid presenting MCP or A2A as a replacement for API management, enterprise integration, identity, workflow orchestration or data governance.

Controls and practical actions
- Define the interaction contract, supported capabilities, ownership and version assumptions explicitly.
- Validate behaviour against the selected specification and an independent implementation or realistic test harness.
- Document failure modes, security controls, operational metrics and conditions under which a simpler pattern is preferable.

EXPECTED ARTEFACT
Protocol-versus-platform responsibility map
Chapter references: [1], [2], [6], [19], [28].

3. Foundational concepts and terminology
A shared vocabulary is essential for design reviews and cross-team contracts. Similar words—context, resource, artifact, task, capability and memory—can refer to materially different objects across protocols and runtimes.

Architecture and implementation guidance
Define terms in the organisation's architecture glossary and map protocol terms to internal concepts without changing protocol semantics. Distinguish discovery metadata from runtime data, a tool from an agent, a task from a message, and memory from authoritative business records.

Recommended implementation practices
Use canonical names for agent IDs, tool names, schema versions, trace IDs, task IDs, ownership groups and risk classifications.

Failure modes and design cautions
Avoid using vendor product names as generic

architectural terms or assuming that identically named fields have identical semantics across frameworks.

Controls and practical actions

- Define the interaction contract, supported capabilities, ownership and version assumptions explicitly.
- Validate behaviour against the selected specification and an independent implementation or realistic test harness.
- Document failure modes, security controls, operational metrics and conditions under which a simpler pattern is preferable.

EXPECTED ARTEFACT

Controlled glossary and cross-protocol terminology map

Chapter references: [1], [2], [6], [28].

4. Architectural principles for enterprise interoperability

A durable architecture optimises for explicit contracts, least privilege, resilience, observability and ownership. Interoperability is successful when components can evolve independently without losing security, traceability or business meaning.

Architecture and implementation guidance

Design contracts first, separate orchestration from tool execution, keep policy enforcement outside model instructions, and make retries, cancellation, idempotency and human approval deliberate. Prefer small, task-aligned capabilities over broad "do anything" tools.

Recommended implementation practices

Apply architecture decision records (ADRs) to protocol choice, deployment location, data boundaries, transport, identity propagation, state persistence and deprecation policy.

Failure modes and design cautions

Avoid broad super-tools, hidden side effects, implicit trust between agents, unbounded delegation and dependencies on undocumented framework behaviours.

Controls and practical actions

- Define the interaction contract, supported capabilities, ownership and version assumptions explicitly.
- Validate behaviour against the selected specification and an independent implementation or realistic test harness.
- Document failure modes, security controls, operational metrics and conditions under which a simpler pattern is preferable.

EXPECTED ARTEFACT

Enterprise interoperability principles and ADR template

Chapter references: [2], [5], [6], [21], [26].

III. MODEL CONTEXT PROTOCOL (MCP): TECHNICAL DEEP DIVE

This part describes MCP as the standard interaction layer between an AI application and capabilities exposed by servers. Normative protocol statements should be checked against the pinned specification version and SDK implementation used by a project.

1. MCP overview and design philosophy

MCP defines a common way for an AI application to discover and use server-provided tools, resources and prompts. Its value is reusable interaction contracts, not automatic model correctness, security certification or end-to-end business orchestration.

Architecture and implementation guidance

Treat the official specification as the source of truth for message semantics, lifecycle, capability negotiation, transport and authorization. Maintain an implementation profile specifying the supported version, capabilities, extensions and known deviations.

Recommended implementation practices

Create an MCP adoption standard specifying approved SDKs, server registration, tool review, identity, transport, logging, version pinning and support ownership.

Failure modes and design cautions

Avoid describing MCP as a universal data store or as a guarantee that all tools are safe for model-driven invocation.

Controls and practical actions

- Define the interaction contract, supported capabilities, ownership and version assumptions explicitly.
- Validate behaviour against the selected specification and an independent implementation or realistic test harness.
- Document failure modes, security controls, operational metrics and conditions under which a simpler pattern is preferable.

EXPECTED ARTEFACT

MCP implementation profile and approved-capability policy

Chapter references: [1], [2], [3], [4].

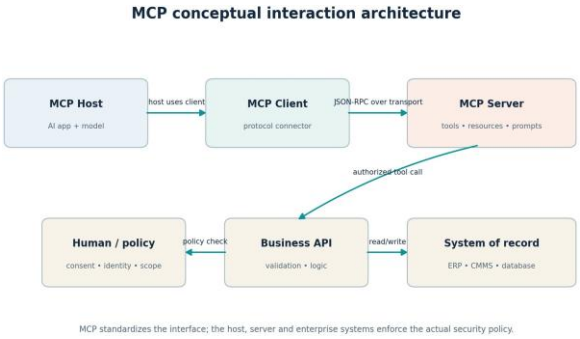

Figure 2. MCP host, client and server roles; the underlying business system remains the system of record.

2. MCP architecture and component model

MCP separates the AI application host, an MCP client embedded in that host, and one or more MCP servers that expose capabilities. A host can manage multiple clients and servers; the deployment topology is an implementation choice.

Architecture and implementation guidance

Document the host's responsibility for user interaction, model coordination, consent and client lifecycle. Document the client's protocol work and each server's narrow responsibility. Define where identity and policy checks happen, including checks in the underlying system.

Recommended implementation practices

For each server, state the owner, endpoint, transport, supported protocol version, capabilities, identity model, data classification, service-level objectives and incident route.

Failure modes and design cautions

Avoid confusing an MCP server with a model-serving endpoint or assuming that a server's tool description is sufficient authorization.

Controls and practical actions

- Draw the data, control and trust boundaries and name an owner for every service and system of record.
- Separate protocol exchange from business rules, durable state, identity enforcement and authoritative data.
- Document failure behaviour, observability fields, dependency contracts and change-management responsibility.

EXPECTED ARTEFACT

MCP component and trust-boundary diagram

Chapter references: [1], [2], [5], [9].

3. MCP primitives and capabilities

MCP's primary server-side primitives are tools, resources and prompts. Tools represent executable operations; resources represent addressable context; prompts provide reusable templates. Additional protocol capabilities and utilities may be negotiated or supported depending on the specification version and implementation.

Architecture and implementation guidance

Give each tool a bounded purpose, clear input schema, predictable output, documented side effects and meaningful errors.

Use resource URIs and metadata consistently. Treat prompt templates as governed reusable assets rather than as security controls.

Recommended implementation practices

Review read-only versus mutating tools separately. Require stronger controls, confirmation and audit for actions that write data, change configuration, trigger transactions or affect safety-critical operations.

Failure modes and design cautions

Avoid exposing entire internal APIs without filtering, offering tools with ambiguous names, returning unbounded payloads or assuming every client supports every optional capability.

Controls and practical actions

- Define the interaction contract, supported capabilities, ownership and version assumptions explicitly.
- Validate behaviour against the selected specification and an independent implementation or realistic test harness.
- Document failure modes, security controls, operational metrics and conditions under which a simpler pattern is preferable.

EXPECTED ARTEFACT

Capability catalogue with risk and side-effect classification

Chapter references: [1], [2], [5], [21].

4. MCP protocol lifecycle and message semantics

MCP uses JSON-RPC concepts to carry requests, results, errors and notifications. Lifecycle details have changed across protocol versions; therefore, implementations must pin and test against a specific specification and SDK rather than combining assumptions from older tutorials.

Architecture and implementation guidance

Validate request identifiers, method names, parameters and result shapes. Handle protocol errors separately from business errors. Design cancellation, timeout and error propagation deliberately. The July 2026 specification introduces a stateless core; confirm exact lifecycle semantics in the selected version.

Recommended implementation practices

Automate conformance tests for initialization or version-specific setup, capability exchange, listing, invocation, error handling, cancellation and any optional features the application relies on.

Failure modes and design cautions

Avoid hardcoding old session assumptions or relying on undocumented message ordering. Treat protocol-level success and business-operation success as separate outcomes.

Controls and practical actions

- Turn the requirement into automated tests and a repeatable release or operational gate.
- Measure outcomes by workload and risk class; use distributions and failure categories rather than averages alone.
- Assign an owner, alert threshold, rollback or containment action, and review cadence.

EXPECTED ARTEFACT

Version-specific sequence diagrams and protocol conformance tests

Chapter references: [2], [3], [7].

5. MCP transports, networking and deployment

Transport carries protocol messages but does not replace protocol semantics. Local stdio and remote Streamable HTTP serve different deployment contexts; selection should reflect trust boundaries, network topology, latency, operations and compatibility.

Architecture and implementation guidance

For local developer tools, manage process startup and environment access carefully. For remote servers, use authenticated endpoints, TLS, outbound egress controls, proxy configuration, request limits and monitored deployment. Validate whether streaming, proxies and load balancers preserve the required semantics.

Recommended implementation practices

Create separate deployment profiles for local development, internal production, partner-facing endpoints and multi-tenant services. Include network ownership, endpoint discovery, certificates, private connectivity and disaster recovery.

Failure modes and design cautions

Avoid exposing local-process tools to production without containment, placing remote servers on unrestricted networks or assuming a transport provides authorization.

Controls and practical actions

- Define the interaction contract, supported capabilities, ownership and version assumptions explicitly.
- Validate behaviour against the selected specification and an independent implementation or realistic test harness.

- Document failure modes, security controls, operational metrics and conditions under which a simpler pattern is preferable.

EXPECTED ARTEFACT
Transport and deployment decision matrix
Chapter references: [2], [5], [9], [10].

6. MCP schemas, contracts and data exchange
A tool's name, description, input schema and output structure become part of the interface between the model/application and the enterprise capability. Contract precision directly affects tool-selection quality, argument accuracy and downstream reliability.

Architecture and implementation guidance
Use constrained schemas, enumerations, explicit units, clear required fields, bounded lengths and structured output where appropriate. Validate inputs server-side even if the model has produced schema-conforming JSON. Keep error messages useful but avoid leaking secrets or sensitive internal details.

Recommended implementation practices
Use contract tests, schema versioning, compatibility rules, golden test cases and change notices. Include examples that cover empty, invalid, boundary and high-volume inputs.

Failure modes and design cautions
Avoid ambiguous free-text parameters for high-risk actions, silently changing units, returning untyped blobs or trusting model-generated arguments as validated facts.

Controls and practical actions
- Draw the data, control and trust boundaries and name an owner for every service and system of record.
- Separate protocol exchange from business rules, durable state, identity enforcement and authoritative data.
- Document failure behaviour, observability fields, dependency contracts and change-management responsibility.

EXPECTED ARTEFACT
Schema design standard and compatibility policy
Chapter references: [2], [5], [28].

7. MCP security and authorisation model
MCP can connect model-driven applications to powerful enterprise capabilities, so security must be designed around identity, consent, authorisation and containment. Protocol-level authorization guidance is important but does not remove application-specific obligations.

Architecture and implementation guidance
Define client identity, user context, scopes, audience and delegated permissions. Verify tokens and validate the intended resource. Separate read-only and mutating capabilities. Use least privilege, secret isolation, trusted endpoint configuration and per-call authorization checks.

Recommended implementation practices
Establish security acceptance criteria before publishing a server: threat model, data classification, auth tests, permission tests, logging, incident ownership and credential rotation. Align OAuth use with current best practices and the official MCP authorization guidance.

Failure modes and design cautions
Avoid forwarding broad bearer tokens, treating untrusted tool output as instructions, embedding credentials in prompts or relying on a model to enforce authorization.

Controls and practical actions
- Define the authority boundary, responsible owner, and enforcement point before exposing the capability.
- Test both allowed and denied requests, including misconfiguration, expired credentials, hostile input, and partial failure.
- Retain proportionate evidence: policy decision, identity, target capability, outcome, timestamp and correlation ID.

EXPECTED ARTEFACT
MCP security checklist and per-tool authorization matrix
Chapter references: [5], [20], [21], [26], [27].

8. MCP server engineering and implementation patterns
A production MCP server should expose business

capabilities as stable, narrowly scoped operations while keeping the underlying system of record authoritative. The server can wrap APIs, search systems, databases or domain services, but it must enforce validation and business rules at the server or service layer.

Architecture and implementation guidance
Prefer domain operations such as "get work-order status" over generic unrestricted SQL or shell access. Use timeouts, bounded pagination, idempotency keys where applicable, explicit side-effect metadata, schema validation and deterministic business error handling.

Recommended implementation practices
Provide a reusable server template that includes authentication hooks, authorization checks, schema validation, metrics, tracing, safe logging, error mapping and integration tests.

Failure modes and design cautions
Avoid exposing arbitrary code execution, broad database access, hidden writes or tools whose effects cannot be explained and audited.

Controls and practical actions
- Turn the requirement into automated tests and a repeatable release or operational gate.
- Measure outcomes by workload and risk class; use distributions and failure categories rather than averages alone.
- Assign an owner, alert threshold, rollback or containment action, and review cadence.

EXPECTED ARTEFACT
Reference server design, code-review checklist and safe-tool catalogue
Chapter references: [2], [9], [10], [20], [21].

9. MCP performance, scalability and operations
Operational success depends on workload characteristics, server behaviour, model/tool latency and quota limits—not on a protocol label.

Stateless handling can simplify horizontal scaling, but real applications may still need durable business state or workflow persistence outside the protocol session.

Design: Measure request rate, concurrency, payload size, connection behaviour, tool latency, error rate, throttling and cost. Use backpressure, bounded retries, caching where correctness permits, connection pooling and autoscaling based on measured load. Keep business-state persistence separate from ephemeral transport state.

Implementation: Define SLOs for server availability and response latency, capacity plans for average and peak workloads, and runbooks for degradation, quota exhaustion and downstream outage.

Risk controls: Avoid retry storms, unbounded output, unsafe caching of permissioned data and using average throughput alone to size for bursts.

Operational checks: Measure request rate, concurrency, payload size, p95 latency, throttling and cost. Use bounded retries, backpressure and realistic burst testing.

EXPECTED ARTEFACT
Capacity plan, SLO dashboard and performance-test report
Chapter references: [2], [3], [9], [29].

IV. AGENT2AGENT (A2A): TECHNICAL DEEP DIVE

This part focuses on agent-to-agent interoperability. A2A is intended for independent agents to exchange tasks and results without requiring callers to understand the remote agent's internal reasoning, framework or implementation details.

1. A2A overview and design philosophy
A2A defines an interoperability model for agent discovery, task exchange, status tracking and result delivery. It is complementary to MCP: A2A coordinates work between independent agents; MCP is commonly used by agents to access tools and data.

Architecture and implementation guidance
Keep the remote agent opaque at the implementation level but explicit at the contract boundary. An Agent Card can advertise endpoint and capability metadata; a task contract makes the requested work and expected result clear.

Recommended implementation practices
Use A2A where independent ownership, deployment, security boundary or framework independence justifies a protocol boundary. Use in-process orchestration when agents are merely components of one tightly controlled workflow.

Failure modes and design cautions
Avoid treating A2A as a planner, a workflow engine, a guarantee of agent correctness or a mandatory layer between every component.

Controls and practical actions
- Define the interaction contract, supported capabilities, ownership and version assumptions explicitly.
- Validate behaviour against the selected specification and an independent implementation or realistic test harness.
- Document failure modes, security controls, operational metrics and conditions under which a simpler pattern is preferable.

EXPECTED ARTEFACT
A2A adoption criteria and boundary decision record
Chapter references: [6], [7], [12], [16].

2. A2A architecture and agent discovery
A2A discovery centres on Agent Cards that describe an agent's endpoint, supported interface, declared capabilities and relevant security information. Discovery can be implemented by static configuration, catalogues or registries; the protocol does not require one universal decentralized registry.

Architecture and implementation guidance
Validate Agent Card provenance and endpoint ownership. Treat advertised skills as claims to verify, not as authorization.
Cache cards according to freshness requirements and define what happens when a capability or endpoint changes.

Recommended implementation practices
Maintain an agent catalogue with owner, business purpose, skill list, protocol version, supported modality, endpoint, authentication scheme, data domains, SLOs and support contact.
Failure modes and design cautions
Avoid trusting arbitrary cards from untrusted sources or interpreting "agent discovery" as global automatic trust.

Controls and practical actions
- Draw the data, control and trust boundaries and name an owner for every service and system of record.
- Separate protocol exchange from business rules, durable state, identity enforcement and authoritative data.
- Document failure behaviour, observability fields, dependency contracts and change-management responsibility.

EXPECTED ARTEFACT
Agent Card schema profile, registry lifecycle and trust-validation policy
Chapter references: [6], [7], [18].

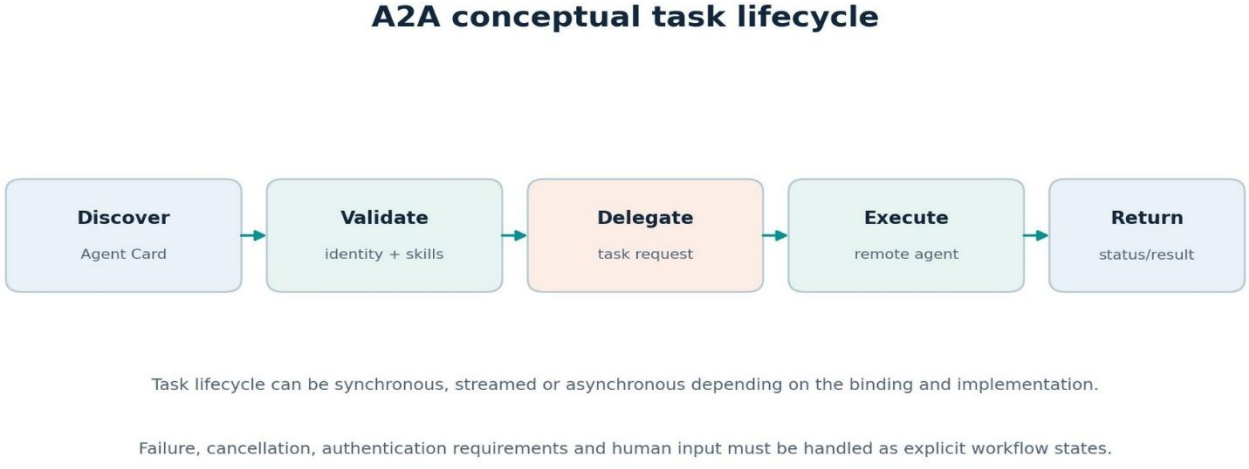

Figure 3. Conceptual A2A discovery, task, execution and result lifecycle.

3. A2A interaction and task lifecycle

A2A models work through messages and tasks, with status and output artifacts supporting longer-running interactions. Implementations must distinguish the conversational message from the tracked business task and from the artifacts produced as a result.

Architecture and implementation guidance

Define task input, expected output, correlation, cancellation, timeout, authentication requirements and result-validation rules. For long-running operations, persist task state outside transient request memory and make the lifecycle observable.

Recommended implementation practices

Create state-transition tests for accepted, working, input-required, completed, failed and cancelled outcomes as applicable to the pinned specification version. Model partial output and incomplete evidence explicitly.

Failure modes and design cautions

Avoid losing business state when a client disconnects, equating task acceptance with task completion or silently treating failure as success.

Controls and practical actions

- Turn the requirement into automated tests and a repeatable release or operational gate.
- Measure outcomes by workload and risk class; use distributions and failure categories rather than averages alone.
- Assign an owner, alert threshold, rollback or containment action, and review cadence.

EXPECTED ARTEFACT

Task lifecycle model and state-transition test suite

Chapter references: [6], [7].

4. A2A communication patterns and protocol operations

A2A supports task exchange with interaction patterns for responses, status updates and longer-running work, subject to the selected protocol binding and implementation. The enterprise design must choose interaction patterns that match expected duration, user experience and reliability requirements.

Architecture and implementation guidance

Use direct request/response for bounded work, streaming when progress is useful, and asynchronous status or push patterns for long-running jobs where supported. Define retry policy, cancellation behaviour, deduplication and the ownership of durable state.

Recommended implementation practices

Document allowed patterns per agent class and include latency budgets, maximum task duration, notification delivery semantics, polling cadence and recovery procedures.

Failure modes and design cautions

Avoid mixing transport-level acknowledgements with business completion, over-polling tasks, or depending on a particular transport feature that the remote agent has not advertised.

Controls and practical actions

- Turn the requirement into automated tests and a repeatable release or operational gate.
- Measure outcomes by workload and risk class; use distributions and failure categories rather than averages alone.
- Assign an owner, alert threshold, rollback or containment action, and review cadence.

EXPECTED ARTEFACT

Interaction-pattern matrix and retry/cancellation policy

Chapter references: [6], [7], [10].

5. A2A security, identity and trust

An A2A endpoint can expose business capabilities across a boundary, so both the requesting and receiving sides must verify identity, authority, endpoint legitimacy and permitted task scope. The protocol provides interaction structures, but the deployment must configure and enforce the actual trust model.

Architecture and implementation guidance

Define whether calls act as a service identity, delegated user identity or constrained workload identity. Verify supported authentication schemes and protect credentials. Bind permissions to specific skills, business actions, data domains and risk tiers.

Recommended implementation practices
Require agent onboarding, documented ownership, trust approval, threat modelling, authentication tests, rate quotas and audit events before allowing a remote agent to enter the production registry.

Failure modes and design cautions
Avoid trusting a remote agent because it is discoverable, forwarding user tokens without a security design or granting broad permissions to all skills on an endpoint.

Controls and practical actions
- Define the authority boundary, responsible owner, and enforcement point before exposing the capability.
- Test both allowed and denied requests, including misconfiguration, expired credentials, hostile input, and partial failure.
- Retain proportionate evidence: policy decision, identity, target capability, outcome, timestamp and correlation ID.

EXPECTED ARTEFACT
A2A trust agreement and per-agent authorization matrix
Chapter references: [6], [18], [20], [26], [27].

6. A2A engineering and operational patterns
A2A production engineering extends beyond implementing an endpoint. The system must manage Agent Cards, tasks, asynchronous work, artifacts, authentication, durable state, compatibility and operational support.

Architecture and implementation guidance
Build from the selected reference SDK and pin a specification version. Validate incoming requests, persist task state as needed, isolate execution, publish accurate capability metadata, and provide predictable failure responses. Use outbox or durable queue patterns if task creation and downstream execution must survive failures.

Recommended implementation practices
Create a reference implementation that demonstrates Agent Card publication, authentication, task submission, progress tracking, result retrieval, failure handling, cancellation and observability.

Failure modes and design cautions
Avoid publishing skills that are not operationally supported, assuming all remote clients support every feature, or using transient in-memory state for durable business workflows.

Controls and practical actions
- Turn the requirement into automated tests and a repeatable release or operational gate.
- Measure outcomes by workload and risk class; use distributions and failure categories rather than averages alone.
- Assign an owner, alert threshold, rollback or containment action, and review cadence.

EXPECTED ARTEFACT
A2A endpoint template, lifecycle tests and production readiness checklist
Chapter references: [6], [7], [33].

V. MCP VERSUS A2A: INTEROPERABILITY AND PROTOCOL SELECTION

This part turns protocol knowledge into architectural decisions. Its central principle is that the right protocol is the one that fits the interaction boundary, not the one that happens to be most fashionable.

1. Formal comparison of MCP and A2A
MCP and A2A share an interoperability goal but address different participants and work units. MCP standardizes access to tools, resources and prompts; A2A standardizes communication and task exchange between independent agents. Exact capability details must be validated against the selected versions.

Architecture and implementation guidance
Compare purpose, roles, discovery, message model, state, outputs, transport, security assumptions, versioning and deployment. Separate normative protocol behaviour from product-specific additions.

Recommended implementation practices
Maintain one concise protocol comparison matrix in architecture reviews and make the selected interaction boundary explicit in each design.

Failure modes and design cautions
Avoid presenting MCP and A2A as competitors where

both may be appropriate, or claiming either protocol provides a complete enterprise operating model.

Controls and practical actions

- Define the interaction contract, supported capabilities, ownership and version assumptions explicitly.
- Validate behaviour against the selected specification and an independent implementation or realistic test harness.
- Document failure modes, security controls, operational metrics and conditions under which a simpler pattern is preferable.

EXPECTED ARTEFACT

MCP/A2A comparison matrix

Chapter references: [1], [2], [6], [19].

Decision dimension	MCP generally fits when…	A2A generally fits when…
Primary peer	An AI application/client accesses an exposed capability.	A client agent coordinates with an independently operated agent.
Unit of interaction	Tool call, resource read or reusable prompt.	Task delegation with status and result handling.
Remote implementation	A capability server wraps an API, data source or tool.	A remote agent owns its own plan, execution and capability boundary.
State need	Tool/resource interaction is bounded; durable workflow state is external.	A delegated task may require progress, follow-up, streaming or durable status.
Use both when	The agent needs capability access and delegates to an independent agent.	The receiving agent may itself use MCP to perform its work.

2. How MCP and A2A work together

A combined design lets one agent delegate a business task to a remote specialist through A2A while that specialist uses MCP to retrieve data or invoke approved tools. This pattern is powerful only when each boundary represents a meaningful capability, ownership or trust separation.

Architecture and implementation guidance

Trace identity, authorization, context, correlation IDs, deadlines, data classification and errors across both boundaries. Define whether the delegated agent receives full context, a minimal structured task, or a reference to data it can retrieve under its own permissions.

Recommended implementation practices

Create a shared contract for task intent and result, but keep tool-specific contracts within the domain agent. Require the remote agent to report evidence, status and limitations, not only free-text conclusions.

Failure modes and design cautions

Avoid over-sharing context, duplicating workflow state, retrying non-idempotent tasks blindly or letting the protocol chain bypass business approvals.

Controls and practical actions

- Define the interaction contract, supported capabilities, ownership and version assumptions explicitly.
- Validate behaviour against the selected specification and an independent implementation or realistic test harness.
- Document failure modes, security controls, operational metrics and conditions under which a simpler pattern is preferable.

EXPECTED ARTEFACT

Combined MCP + A2A sequence diagram and end-to-end threat model

Chapter references: [1], [2], [6], [12].

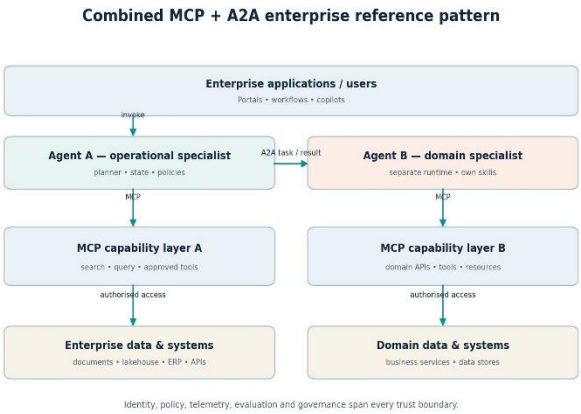

Figure 4. Combined pattern: A2A connects independent agents; MCP connects each agent to approved capabilities.

3. When not to use MCP or A2A

Protocols add abstraction and operational surface. For some boundaries, a direct function call, REST/OpenAPI interface, message queue or native workflow engine is simpler and easier to govern. The whitepaper must explicitly protect against protocol overuse.

Architecture and implementation guidance

Use direct calls within a trusted application boundary when portability is not needed. Use OpenAPI or existing APIs for stable conventional service contracts. Use event brokers for durable event delivery and workflow engines for deterministic process state. Introduce MCP or A2A only where their distinct interoperability benefits justify the cost.

Recommended implementation practices

Require an ADR to explain the chosen boundary, alternatives considered, contract ownership, required portability and expected reuse.

Failure modes and design cautions

Avoid forcing all integrations through MCP or all agent collaborations through A2A; unnecessary protocol hops increase latency and create more failure modes.

Controls and practical actions

- Define the interaction contract, supported capabilities, ownership and version assumptions explicitly.
- Validate behaviour against the selected specification and an independent implementation or realistic test harness.
- Document failure modes, security controls, operational metrics and conditions under which a simpler pattern is preferable.

EXPECTED ARTEFACT

Protocol exclusion checklist and alternative-pattern matrix

Chapter references: [19], [28], [29].

4. Protocol-selection framework

Protocol choice should be a documented design decision based on who is communicating, what unit of work is exchanged, required independence, security boundaries, execution duration and operational constraints.

Architecture and implementation guidance

Ask whether the caller needs a callable capability or another autonomous service that owns a task. Determine if the remote endpoint is a tool, a stable API, a workflow service or an independently governed agent. Evaluate latency, streaming, security, cost, traceability and version support.

Recommended implementation practices

Use a scoring matrix with weights agreed by architecture governance; include a “no protocol needed” option. Revisit the decision when team ownership, runtime independence or enterprise scale changes.

Failure modes and design cautions

Avoid decisions based only on framework marketing or on the assumption that a common protocol makes a service automatically interoperable.

Controls and practical actions

- Define the interaction contract, supported capabilities, ownership and version assumptions explicitly.
- Validate behaviour against the selected specification and an independent implementation or realistic test harness.
- Document failure modes, security controls, operational metrics and conditions under which a simpler pattern is preferable.

EXPECTED ARTEFACT

Protocol decision tree and architecture decision record

Chapter references: [1], [2], [6], [19].

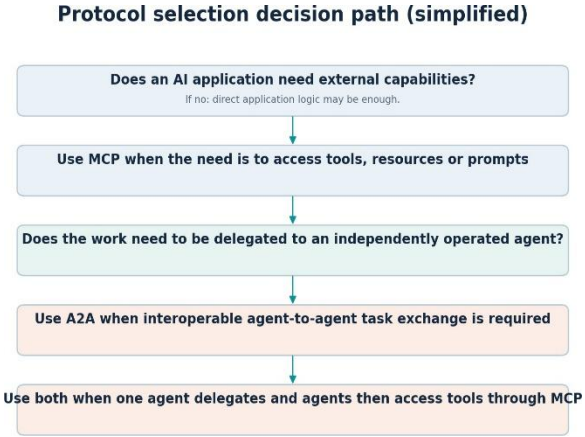

Figure 8. Simplified protocol selection path; verify requirements and alternatives for each workload.

Decision And Evidence Matrix

Question	Evidence to collect	Decision implication
Who is the peer?	Tool/API endpoint, component boundary, independent agent owner	Choose the protocol at the actual interaction boundary.
What is exchanged?	Command/resource data versus delegated task and output	Use the protocol semantics that match the unit of work.
How independent is it?	Deployment, lifecycle, runtime and ownership separation	Independent ownership increases the case for a stable external contract.
What can go wrong?	Side effects, sensitivity, safety impact, failure consequences	Stronger approval, authorization, durability and monitoring may be needed.
How is success proven?	Contract tests, task acceptance criteria, SLOs and business KPI	Do not scale until conformance and outcome are measured.

VI. ENTERPRISE REFERENCE ARCHITECTURE

This part translates the protocol models into an enterprise architecture that can be implemented across business domains. It separates the protocol interactions from the control plane, data/context layer, execution state and operations.

1. The enterprise agent interoperability reference architecture

A production architecture normally includes user applications, agent runtimes, orchestration, MCP capability interfaces, A2A endpoints, enterprise APIs/data, identity and policy enforcement, and telemetry. The diagram is logical: each box can map to different cloud or on-premises services.

Architecture and implementation guidance

Keep protocol-facing adapters thin, place business logic in owned domain services, and keep authoritative state in systems of record or durable workflow stores.

Apply policy and observability at every trust boundary rather than treating the protocol gateway as the only control.

Recommended implementation practices

Create logical, deployment, network, identity and sequence views. Mark data classifications, inbound/outbound flows, secret paths, network zones, failure domains and accountable owners.

Failure modes and design cautions

Avoid a single universal agent gateway that becomes an ungoverned bottleneck, or a diagram that hides key ownership and trust boundaries.

Controls and practical actions

- Draw the data, control and trust boundaries and name an owner for every service and system of record.
- Separate protocol exchange from business rules, durable state, identity enforcement and authoritative data.
- Document failure behaviour, observability fields, dependency contracts and change-management responsibility.

EXPECTED ARTEFACT

Enterprise logical architecture and deployment topology

Chapter references: [1], [2], [6], [9], [12].

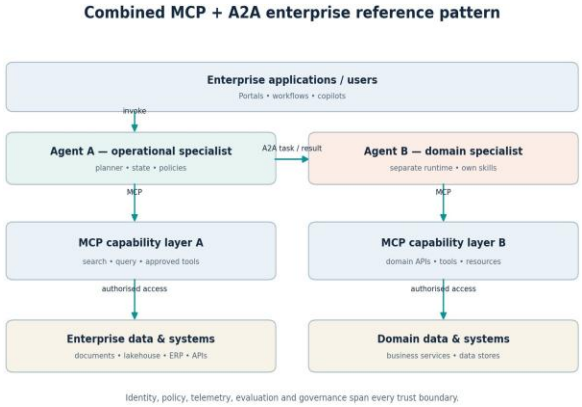

Figure 5. Illustrative enterprise architecture. Deployment topology and products are implementation-specific.

2. Agent control plane and capability management

A control plane provides inventory, discovery, approval, configuration, policy and lifecycle management for agents and tool endpoints. Some products provide parts of this functionality, but enterprises often need to assemble the complete control plane from registries, IAM, policy, telemetry and workflow services.

Architecture and implementation guidance
Track agents, MCP servers, Agent Cards, tool names, versions, ownership, risk tier, data domains, authentication, SLOs, deployment locations and retirement state. Define lifecycle states from proposed to approved, deployed, suspended and retired.

Recommended implementation practices
Require capability changes to pass security and contract review. Make registry publication and endpoint trust explicit; discovery should not imply that a capability can be invoked without authorization.

Failure modes and design cautions
Avoid stale registries, duplicate agent identities, unowned endpoints, orphaned credentials and uncontrolled self-registration.

Controls and practical actions
- Draw the data, control and trust boundaries and name an owner for every service and system of record.
- Separate protocol exchange from business rules, durable state, identity enforcement and authoritative data.
- Document failure behaviour, observability fields, dependency contracts and change-management responsibility.

EXPECTED ARTEFACT
Agent/tool catalogue schema and lifecycle workflow
Chapter references: [6], [7], [21], [22].

3. Enterprise context and data architecture
Interoperability is only useful when agents receive reliable business context. The enterprise context layer combines authoritative data, metadata, semantic relationships, governed retrieval and permission-aware access. MCP may expose capabilities that retrieve this context; A2A can delegate tasks to specialists that use their own authorised context.

Architecture and implementation guidance
Separate systems of record, lakehouse/analytics layers, search indexes, embeddings, business glossaries, knowledge graphs and agent memory. Preserve source lineage, timestamps, data quality and document-level permissions. Use retrieval for unstructured content and governed APIs/SQL for operational or structured facts.

Recommended implementation practices
Document data ownership, freshness SLAs, access controls, retrieval evaluation, PII handling and context minimisation. Ensure the result reveals enough provenance for humans and downstream agents to assess its reliability.

Failure modes and design cautions
Avoid treating a vector database or conversation memory as the entire enterprise context layer. Neither replaces authoritative data, semantic definitions, quality controls or access policy.

Controls and practical actions
- Draw the data, control and trust boundaries and name an owner for every service and system of record.
- Separate protocol exchange from business rules, durable state, identity enforcement and authoritative data.
- Document failure behaviour, observability fields, dependency contracts and change-management responsibility.

EXPECTED ARTEFACT
Enterprise context-layer architecture and source-to-answer lineage model
Chapter references: [1], [2], [5], [13], [16].

4. State, memory and workflow management
Distributed agent workflows have multiple kinds of state: protocol interaction state, conversation context, agent reasoning state, durable task state and business transaction state. These must be deliberately separated to prevent lost work, duplicated side effects or unauthorized context reuse.

Architecture and implementation guidance
Use framework-native state for local orchestration, a durable store for long-running tasks, systems of record for business facts, and controlled memory for appropriate conversational continuity. Pass identifiers and minimum required context, not entire hidden transcripts by default.

Recommended implementation practices
Set retention, deletion, access and reconciliation rules for task state. Define recovery after runtime restarts and use idempotency keys for operations that can cause side effects.

Failure modes and design cautions
Avoid using ephemeral session state as a transaction ledger, mixing user conversations across tenants, or expecting MCP/A2A itself to solve durable workflow state.

Controls and practical actions
- Draw the data, control and trust boundaries and name an owner for every service and system of record.
- Separate protocol exchange from business rules, durable state, identity enforcement and authoritative data.
- Document failure behaviour, observability fields, dependency contracts and change-management responsibility.

EXPECTED ARTEFACT
State ownership matrix and recovery design
Chapter references: [2], [6], [16], [17].

5. Enterprise integration architecture patterns
Protocol-based agents still depend on established integration patterns:
API gateways, event brokers, service mesh, data integration, private connectivity and enterprise application integration. Protocol interfaces should align with existing architecture standards rather than bypass them.

Architecture and implementation guidance
Choose the integration path per capability. Put stable business rules in domain services, apply API security controls, and use queues/events for durable decoupled work where appropriate. Define network egress, private endpoint, DNS, proxy and certificate requirements for protocol endpoints.

Recommended implementation practices
Record source of truth, sync/async expectations, retry ownership, error contract, data classification and service support for every system integration.

Failure modes and design cautions
Avoid duplicating business logic in gateways, bypassing enterprise API controls, or assuming that all systems must be reachable directly by the model runtime.

Controls and practical actions
- Draw the data, control and trust boundaries and name an owner for every service and system of record.
- Separate protocol exchange from business rules, durable state, identity enforcement and authoritative data.
- Document failure behaviour, observability fields, dependency contracts and change-management responsibility.

EXPECTED ARTEFACT
Enterprise integration pattern catalogue and connectivity matrix
Chapter references: [9], [10], [12], [16], [17], [19].

VII. ENTERPRISE SECURITY, RISK AND RESPONSIBLE AI

This part treats protocol-based agent connectivity as a security and governance problem as much as a software integration problem. Controls must be explicit, layered and testable.

1. Unified security threat model
MCP and A2A create new paths by which data, instructions and delegated work move between components. Threat modelling should follow those flows rather than examine each agent in isolation.

Architecture and implementation guidance
Map assets, actors, trust zones, entry points, tool permissions, task payloads, data sinks and side effects. Consider malicious input, compromised peers, poisoned capability descriptions, over-broad credentials, insecure defaults, data exfiltration, denial of service and recursive delegation.

Recommended implementation practices
Use OWASP agentic/LLM guidance, NSA MCP security considerations, NIST AI RMF and MITRE ATLAS as complementary lenses, not as substitutes for system-specific threat modelling.

Failure modes and design cautions
Avoid checklists without threat scenarios, or assuming a signed/valid request is necessarily safe and business-appropriate.

Controls and practical actions
- Define the authority boundary, responsible owner, and enforcement point before exposing the capability.
- Test both allowed and denied requests, including misconfiguration, expired credentials, hostile input, and partial failure.
- Retain proportionate evidence: policy decision, identity, target capability, outcome, timestamp and correlation ID.

EXPECTED ARTEFACT
Threat model, misuse cases and prioritized attack tree
Chapter references: [20], [21], [22], [23], [24], [30].

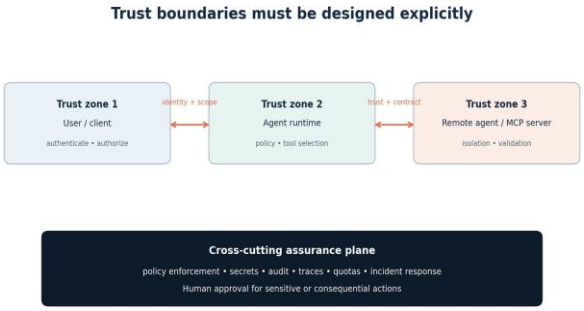

Figure 6. Security controls must span identity, agent runtime, MCP server and remote-agent trust boundaries.

2. Enterprise identity and access management
Every protocol boundary should have a clear answer to "who is calling, on whose authority, against which resource, and for what operation?" Authentication establishes identity; authorization determines allowed action.
Agent autonomy must never be treated as authority by itself.

Architecture and implementation guidance
Separate user, workload and agent identities. Use least privilege, narrow scopes, audience restrictions, short-lived credentials where suitable, revocation and explicit delegated-identity design. Align OAuth flows to applicable specifications and enterprise identity standards.

Recommended implementation practices
Define identity propagation rules for agent-to-agent delegation and MCP tool calls. A receiving agent should not automatically inherit the caller's full authority; use constrained task-specific permissions.

Failure modes and design cautions
Avoid broad shared credentials, ambient authority, unchecked token forwarding, or authorizing solely on an agent name or Agent Card.

Controls and practical actions
- Define the authority boundary, responsible owner, and enforcement point before exposing the capability.
- Test both allowed and denied requests, including misconfiguration, expired credentials, hostile input, and partial failure.
- Retain proportionate evidence: policy decision, identity, target capability, outcome, timestamp and correlation ID.

EXPECTED ARTEFACT
Identity flow diagrams and authorization decision matrix
Chapter references: [5], [18], [26], [27].

3. Data protection and information security
Agent workflows can move sensitive information across applications, models, tools and organizational boundaries. The design must protect data before retrieval, during transmission, in logs and in generated outputs.

Architecture and implementation guidance
Classify source data, enforce source and row/document-level permission checks, encrypt transit and storage, redact sensitive logs and constrain data passed into remote tasks. Define retention and deletion for conversation history, artifacts, task records and trace payloads.

Recommended implementation practices
Perform privacy impact assessment for regulated data. Ensure access-control decisions are enforced at the source or trusted service layer and remain effective when results are summarized or delegated.

Failure modes and design cautions
Avoid retrieving broadly and filtering after generation, caching permissioned results without safe cache keys, or logging whole prompts and outputs by default.

Controls and practical actions
- Define the authority boundary, responsible owner, and enforcement point before exposing the capability.
- Test both allowed and denied requests, including misconfiguration, expired credentials, hostile input, and partial failure.
- Retain proportionate evidence: policy decision, identity, target capability, outcome, timestamp and correlation ID.

EXPECTED ARTEFACT
Data-flow map, privacy assessment and retention matrix
Chapter references: [5], [20], [21], [23], [26].

4. Governance, responsible AI and human oversight
Governance must cover the model, agent, tool, protocol endpoint and end-to-end business workflow. A technically valid interaction can still produce an unsafe or inappropriate business result; accountability must follow the action to its owner.

Architecture and implementation guidance
Define agent risk tiers, owner, approved capabilities, evaluation thresholds, human approval gates, incident routes and rollback mechanism. Use deterministic controls for high-impact actions and require evidence for material claims. Align documentation with the NIST AI RMF functions: Govern, Map, Measure and Manage.

Recommended implementation practices
Require release evidence: tested capability contract, security review, evaluation report, operational runbook, business acceptance and named service owner. Reassess after model, prompt, tool, policy or protocol changes.

Failure modes and design cautions
Avoid relying solely on system prompts, generic model guardrails or an annual policy document. Governance must be enforced in runtime controls and release processes.

Controls and practical actions
- Define the authority boundary, responsible owner, and enforcement point before exposing the capability.
- Test both allowed and denied requests, including misconfiguration, expired credentials, hostile input, and partial failure.
- Retain proportionate evidence: policy decision, identity, target capability, outcome, timestamp and correlation ID.

EXPECTED ARTEFACT
Agent governance policy, release gate and human-oversight matrix
Chapter references: [21], [22], [24], [25].

5. Security architecture and assurance framework
Security assurance converts policy into verifiable evidence. The enterprise should prove that a capability can only be used by the right identity, for the allowed purpose, with traceable outcomes and safe failure behaviour.

Architecture and implementation guidance
Test negative paths as rigorously as normal operation: expired token, wrong audience, unauthorized tool, malformed schema, hostile content, spoofed endpoint, oversized payload, repeated task, timeout and partial failure. Integrate checks into CI/CD and production monitoring.

Recommended implementation practices
Create a control catalogue with owner, preventive/detective/corrective nature, implementation point, evidence, test cadence and exception process. Track residual risk and remediation deadlines.

Failure modes and design cautions
Avoid treating a successful penetration test or protocol conformance test as a complete assurance claim. Both are necessary but not sufficient for business safety.

Controls and practical actions
- Define the authority boundary, responsible owner, and enforcement point before exposing the capability.
- Test both allowed and denied requests, including misconfiguration, expired credentials, hostile input,

and partial failure.
- Retain proportionate evidence: policy decision, identity, target capability, outcome, timestamp and correlation ID.

EXPECTED ARTEFACT
Security-control catalogue, test evidence and residual-risk register
Chapter references: [20], [21], [22], [26], [27], [30].

VIII. ENGINEERING, TESTING AND QUALITY ASSURANCE

This part defines the engineering practices required to make interoperability repeatable. Standard protocols reduce ambiguity, but conformance, compatibility, business correctness and operational readiness still require systematic engineering.

1. Development lifecycle and engineering standards

An enterprise standard should cover how capabilities are designed, reviewed, versioned, tested, deployed and retired. Reusable templates and golden paths allow teams to adopt the protocol without reinventing security, telemetry and operational support.

Architecture and implementation guidance
Define project scaffolding, linting, schema validation, dependency scanning, secret handling, infrastructure as code, integration test environments and release metadata. Pin compatible SDK/specification versions and record any extensions used.

Recommended implementation practices
Make capability ownership and version policy mandatory in pull requests and deployment pipelines. Maintain development, test and production separation, with controlled promotion of configuration and credentials.

Failure modes and design cautions
Avoid long-lived unpinned dependencies, environment-specific undocumented settings and manual production changes that cannot be reproduced.

Controls and practical actions
- Turn the requirement into automated tests and a repeatable release or operational gate.
- Measure outcomes by workload and risk class; use distributions and failure categories rather than averages alone.
- Assign an owner, alert threshold, rollback or containment action, and review cadence.

EXPECTED ARTEFACT
Engineering standard, repository template and CI/CD pipeline checklist
Chapter references: [2], [6], [7], [9].

2. Protocol conformance and interoperability testing

Conformance tests verify that an implementation follows a selected protocol version. Interoperability tests go further by proving that independently developed clients and servers can exchange useful work.
Business correctness and safe behaviour require additional tests.

Architecture and implementation guidance
Test valid and invalid messages, capability discovery, schema shape, supported features, state transitions, error handling, cancellation, authentication and version differences. Pair at least two independent implementations where portability matters.

Recommended implementation practices
Maintain a compatibility matrix across SDK versions, protocol versions, transports and product runtimes. Fail release gates when a protocol upgrade causes regression in critical capabilities.

Failure modes and design cautions
Avoid using only happy-path demos as proof of interoperability; include negative, load, security and cross-vendor tests.

Controls and practical actions
- Turn the requirement into automated tests and a repeatable release or operational gate.
- Measure outcomes by workload and risk class; use distributions and failure categories rather than averages alone.
- Assign an owner, alert threshold, rollback or containment action, and review cadence.

EXPECTED ARTEFACT
Protocol conformance suite and compatibility matrix
Chapter references: [2], [6], [7], [10], [11].

3. Evaluation of agent-to-tool and agent-to-agent interactions

Evaluating protocol interactions requires measurements at multiple layers: whether the model selected the right capability, whether the contract was valid, whether the remote operation succeeded and whether the final business task was correct.

Architecture and implementation guidance

Measure tool-selection precision, schema-valid argument rate, tool success, delegated-task completion, evidence quality, result validation, human escalation correctness and end-to-end task success. Label a test set with expected tool/task choices and business outcomes.

Recommended implementation practices

Evaluate distribution shifts, new tools, new Agent Cards, prompt versions, model changes and protocol changes. Include adversarial and boundary cases, not only representative normal traffic.

Failure modes and design cautions

Avoid assuming that a protocol-level successful response means the task is correct, or using average response quality to hide rare high-impact errors.

Controls and practical actions

- Turn the requirement into automated tests and a repeatable release or operational gate.
- Measure outcomes by workload and risk class; use distributions and failure categories rather than averages alone.
- Assign an owner, alert threshold, rollback or containment action, and review cadence.

EXPECTED ARTEFACT

Evaluation dataset, scorecard and regression test results

Chapter references: [21], [22], [24], [25].

Evaluation layer	Measure	Evidence / test method
Protocol contract	Conformance and schema-valid request rate	Specification-version tests; positive and negative payload fixtures.
Tool selection	Correct tool chosen; valid arguments	Labelled test set across paraphrases, ambiguous requests and unavailable tools.
A2A delegation	Correct agent/skill selected; task accepted	Agent discovery and capability-matching test matrix.
Execution	Tool/task success, latency, retry count	Synthetic dependency failures, timeout, cancellation and duplicate-request tests.
Result quality	Evidence completeness and business correctness	Human-labelled expected results, source verification, result validators.
Security	Correct authorization decisions and isolation	Cross-role, cross-tenant, expired-token and hostile-content tests.
End-to-end	Task completion, p95 latency, cost per successful task	Production-like workload tests with explicit acceptance criteria.

4. Observability and distributed tracing

A multi-step agent task can cross application, client, gateway, MCP server, remote agent and enterprise API boundaries. Observability must make the path explainable without capturing excessive sensitive content.

Architecture and implementation guidance

Propagate trace context, correlation IDs and task identifiers across supported boundaries. Capture timestamps, status, latency, error category, service version, tool name and policy outcomes. Redact secrets and sensitive prompt/data payloads; protect access to traces.

Recommended implementation practices

Build dashboards for task success, queue age, tool/agent latency, retries, authorization denials, timeouts, token cost and policy exceptions. Use sampling and retention policy appropriate to risk and volume.

Failure modes and design cautions

Avoid uncorrelated logs, tracing that exposes credentials or sensitive user data, and dashboards that count requests but cannot reconstruct a failed business journey.

Controls and practical actions

- Turn the requirement into automated tests and a repeatable release or operational gate.
- Measure outcomes by workload and risk class; use distributions and failure categories rather than averages alone.
- Assign an owner, alert threshold, rollback or containment action, and review cadence.

EXPECTED ARTEFACT
Distributed trace model, telemetry schema and alert/runbook catalogue
Chapter references: [29], [9], [10], [20].

5. Performance, resilience and cost engineering
Interoperability expands the number of network and execution boundaries in a task. Performance should be budgeted end to end, and resilience should prevent one slow or failed remote component from exhausting the whole workflow.

Architecture and implementation guidance
Set latency budgets per hop, bounded timeouts, exponential backoff with jitter, circuit breakers, bulkheads, concurrency caps and quotas. Use idempotency for mutating operations and durable queues for eligible background work. Attribute costs to business task, domain, agent and tool.

Recommended implementation practices
Load-test realistic request sizes, tail latency, concurrency, downstream throttling, cold starts, streaming behaviour and recovery from failures. Tune capacity from observed workload, not registered user count alone.

Failure modes and design cautions
Avoid unbounded retries, cascading fan-out, uncontrolled agent loops, large retrieved contexts and hidden per-tool charges.

Controls and practical actions

- Turn the requirement into automated tests and a repeatable release or operational gate.
- Measure outcomes by workload and risk class; use distributions and failure categories rather than averages alone.
- Assign an owner, alert threshold, rollback or containment action, and review cadence.

EXPECTED ARTEFACT
Performance plan, failure-mode test matrix and unit-cost dashboard
Chapter references: [9], [10], [29], [16].

IX. ENTERPRISE USE CASES AND SOLUTION PATTERNS

This part translates protocol capabilities into business scenarios. Each use case should identify the decision being improved, the data required, the interaction boundary, the security owner, the failure impact and measurable value.

1. Cross-industry use-case catalogue
MCP and A2A are enabling mechanisms rather than use cases by themselves. The business opportunity arises where a workflow requires governed capabilities across tools, domains, independent agents or organizational boundaries.

Architecture and implementation guidance
Assess scenarios such as compliance investigations, IT incident resolution, procurement, customer support, engineering knowledge, supply-chain planning and claims processing. Identify where data access is sufficient and where an independent agent must own a delegated task.

Recommended implementation practices
For each candidate, define baseline process time, error rate, data readiness, control requirements, business owner and an evaluation plan. Rank use cases by value, feasibility, risk and repeatability.

Failure modes and design cautions
Avoid selecting use cases because a protocol is available. The protocol should follow the business requirement and the chosen architecture.

Controls and practical actions

- Define the interaction contract, supported capabilities, ownership and version assumptions explicitly.
- Validate behaviour against the selected specification and an independent implementation or realistic test harness.
- Document failure modes, security controls, operational metrics and conditions under which a simpler pattern is preferable.

EXPECTED ARTEFACT
Cross-industry use-case inventory and prioritization scorecard
Chapter references: [13], [16], [19], [24].

2. Reusable enterprise interoperability patterns
Patterns provide repeatable solutions to recurring design problems. They should show the context in which the pattern fits, the responsibilities of each component, failure modes, security controls and alternatives.

Architecture and implementation guidance
Document patterns for one agent with multiple MCP servers; A2A delegation to a specialist; combined A2A/MCP; human approval; asynchronous tasks; federated domain agents; monitoring agents; and external partner collaboration.

Recommended implementation practices
For every pattern, include a sequence diagram, trust boundaries, ownership map, interface contract, retry/cancellation rules and metrics. Maintain examples that compile or are validated against the selected SDK versions.

Failure modes and design cautions
Avoid pattern catalogues that contain only diagrams and no operational constraints or decision criteria.

Controls and practical actions
- Define the interaction contract, supported capabilities, ownership and version assumptions explicitly.
- Validate behaviour against the selected specification and an independent implementation or realistic test harness.
- Document failure modes, security controls, operational metrics and conditions under which a simpler pattern is preferable.

EXPECTED ARTEFACT
Pattern catalogue and pattern-selection checklist
Chapter references: [1], [6], [12], [16].

3. Detailed reference implementations
Reference implementations demonstrate how a protocol pattern works in a realistic workflow. They should remain technology-neutral at the conceptual level while documenting any concrete vendor-specific implementation choices separately.

Architecture and implementation guidance
Use scenarios such as enterprise knowledge retrieval, predictive maintenance with spare-part checks, finance/procurement verification, IT incident resolution and cross-cloud collaboration. Show MCP tool calls, A2A delegation, result validation, human approval, and observable failure recovery.

Recommended implementation practices
Include happy paths, permission failures, unavailable remote agents, bad tool results, timeout, cancellation, duplicated request and stale capability metadata. Provide synthetic data and explicit safety disclaimers for examples.

Failure modes and design cautions
Avoid creating a demo that bypasses authorization or hides the operational behaviour that matters in production.

Controls and practical actions
- Define the interaction contract, supported capabilities, ownership and version assumptions explicitly.
- Validate behaviour against the selected specification and an independent implementation or realistic test harness.
- Document failure modes, security controls, operational metrics and conditions under which a simpler pattern is preferable.

EXPECTED ARTEFACT
Reference workflow package and failure-scenario suite
Chapter references: [12], [13], [16], [17], [19].

4. Worked implementation examples
Illustrative payloads help developers understand structures and help architects review contracts. Examples are not substitutes for testing against the exact protocol specification, SDK and deployment configuration.

Architecture and implementation guidance
Provide minimal MCP tool schemas, a resource description, an A2A Agent Card, task request/result

flow, asynchronous progress example and a combined MCP+A2A trace. Label pseudo-code separately from wire-compatible code.

Recommended implementation practices
Validate code against current SDKs during publication, pin versions and supply tests. Include sample data that is non-sensitive and synthetic.

Failure modes and design cautions
Avoid copying example payloads from a different protocol version without checking field names, required values or status semantics.

Controls and practical actions
- Define the interaction contract, supported capabilities, ownership and version assumptions explicitly.
- Validate behaviour against the selected specification and an independent implementation or realistic test harness.
- Document failure modes, security controls, operational metrics and conditions under which a simpler pattern is preferable.

EXPECTED ARTEFACT
Validated example repository outline and code-review checklist
Chapter references: [2], [6], [7], [9], [12].

X. CLOUD PLATFORMS AND TECHNOLOGY ECOSYSTEM

This part maps protocol concepts to representative cloud implementations while separating portable protocol semantics from proprietary service features. The comparison should be evidence-based and timestamped because product naming, availability and limits change.

1. Cloud-provider implementation landscape
Cloud platforms increasingly provide agent runtimes, gateways, managed connectors and agent orchestration features. These can reduce implementation effort but may introduce platform-specific control surfaces and portability constraints.

Architecture and implementation guidance
Compare representative offerings from AWS, Google Cloud, Microsoft, IBM and Oracle across MCP support, A2A support, identity integration, gateway controls, runtime hosting, observability, deployment options and version compatibility. Cite official docs and identify what is a platform feature rather than part of the protocol.

Recommended implementation practices
For every product row, record the source URL, date verified, region or preview status if stated, supported specification version, required configuration and known limitations. Treat “supports MCP/A2A” as a starting point, not proof of full conformance.

Failure modes and design cautions
Avoid ranking vendors from marketing claims alone or treating feature availability in one region/tier as universal.

Controls and practical actions
- Define the interaction contract, supported capabilities, ownership and version assumptions explicitly.
- Validate behaviour against the selected specification and an independent implementation or realistic test harness.
- Document failure modes, security controls, operational metrics and conditions under which a simpler pattern is preferable.

EXPECTED ARTEFACT
Evidence-backed cloud capability matrix and dated verification register
Chapter references: [9], [10], [11], [12], [13], [14], [15], [16], [17], [18].

2. Vendor and solution comparison framework
Product comparison should evaluate how well an implementation meets defined enterprise requirements, not simply count supported protocol names. Functional coverage, security, operability, portability and commercial model should be scored separately.

Architecture and implementation guidance
Assess supported spec versions, client/server capabilities, Agent Card handling, task lifecycle, transports, authorization, identity, audit logging, distributed tracing, scale, private networking, multi-

tenancy, SDK quality, conformance evidence, service availability and migration path.

Recommended implementation practices
Use a weighted scorecard with must-have gates for security and interoperability. Require evidence for each rating and record a confidence level: official specification, official product documentation, verified test, or unverified claim.

Failure modes and design cautions
Avoid opaque scores, apples-to-oranges product comparisons or counting marketing statements as feature proof.

Controls and practical actions
- Define the interaction contract, supported capabilities, ownership and version assumptions explicitly.
- Validate behaviour against the selected specification and an independent implementation or realistic test harness.
- Document failure modes, security controls, operational metrics and conditions under which a simpler pattern is preferable.

EXPECTED ARTEFACT
Vendor-neutral evaluation matrix, due-diligence questionnaire and decision record
Chapter references: [2], [6], [7], [9], [10], [13], [16], [18].

Evaluation dimension	Weight (example)	Evidence
Protocol/version support	15%	Official docs, release notes and conformance test results
Identity and security controls	20%	Authorization model, auditability, negative tests, isolation
Operational reliability	15%	SLOs, retry/cancel behaviour, failure and load test
Developer experience	10%	SDK quality, debugging, samples, schema and tooling support
Portability and interoperability	15%	Cross-client/server test coverage, deployment options
Governance and lifecycle	10%	Inventory, ownership, approvals, versioning and deprecation
Cost and commercial fit	10%	Total cost, usage limits, support model and exit costs
Business fit	5%	Alignment to target workflow and measured value

XI. ENTERPRISE GOVERNANCE AND OPERATING MODEL

An enterprise agent ecosystem requires ownership and lifecycle management across centrally governed standards and distributed domain delivery. This part defines roles, decisions and artefacts that keep interoperability safe and supportable.

1. Target operating model for agent interoperability
The operating model should specify who owns the platform, protocol standards, agents, tool endpoints, security policies and business outcomes. Central teams provide guardrails and reusable capabilities; product/domain teams remain accountable for domain semantics and service reliability.

Architecture and implementation guidance
Define a central architecture and standards function, platform engineering, identity/security, AI evaluation, risk/compliance, domain product teams and operations. Use a responsibility matrix for design approval, onboarding, changes, incidents, retirement and benefit measurement.

Recommended implementation practices
Require each agent and MCP server to have a named owner, support rota or escalation route, approved scope, cost centre, risk tier, lifecycle status and service-level objectives.

Failure modes and design cautions
Avoid creating a central CoE that approves everything manually but lacks automation, or a fully federated model with no consistent security or ownership.

Controls and practical actions
- Draw the data, control and trust boundaries and name an owner for every service and system of record.
- Separate protocol exchange from business rules, durable state, identity enforcement and authoritative data.

- Document failure behaviour, observability fields, dependency contracts and change-management responsibility.

EXPECTED ARTEFACT
Target operating model, RACI and service ownership catalogue
Chapter references: [21], [24], [25], [16].

Activity	Platform / CoE	Domain product owner	Security / risk	Operations
Protocol standards	A/R	C	C	I
Capability semantics and schemas	C	A/R	C	I
Identity and policy design	R	C	A/R	C
Agent/tool evaluation	R	A	C	C
Production release gate	R	A	A/C	R
Incident response	C	C	C	A/R
Business benefit measurement	C	A/R	I	C
Deprecation and migration	A/R	R	C	C

R = Responsible; A = Accountable; C = Consulted; I = Informed. Adapt to the organisation's decision-rights model.

2. Enterprise policy and lifecycle management
Protocol capabilities and agents change continuously. Lifecycle policy ensures that capabilities are reviewed, versioned, monitored and retired, and that discovery metadata remains consistent with the actual deployed endpoint.

Architecture and implementation guidance
Define onboarding, security review, registration, publication, version change, recertification, suspension, deprecation and retirement. Track dependencies so a removed tool does not silently break downstream agents.

Recommended implementation practices
Automate expiry warnings, endpoint health, ownership validation, stale Agent Card checks, unsupported version detection and policy exceptions. Maintain a rollback and emergency-disable path.

Failure modes and design cautions
Avoid indefinite retention of dormant capabilities, silent contract changes or retirement without notifying dependent workflows.

Controls and practical actions
- Turn the requirement into automated tests and a repeatable release or operational gate.
- Measure outcomes by workload and risk class; use distributions and failure categories rather than averages alone.
- Assign an owner, alert threshold, rollback or containment action, and review cadence.

EXPECTED ARTEFACT
Lifecycle policy, deprecation notice and change-impact template
Chapter references: [2], [6], [7], [21].

3. Risk management and compliance mapping
Protocol risk spans data, identity, model behaviour, system integration, operational resilience, third parties and organisational adoption. A single "AI risk" score is usually too coarse to guide implementation.

Architecture and implementation guidance
Use risk categories with inherent likelihood/impact, existing controls, residual risk, owner, evidence, remediation deadline and acceptance authority. Map requirements to applicable regulations and contracts based on jurisdiction and sector rather than claiming universal compliance.

Recommended implementation practices
Link risks to runtime controls, release gates, monitoring indicators, incident playbooks and auditable evidence.

Review risk after material changes to model, tools, protocol version, data sources or agent permissions.

Failure modes and design cautions
Avoid treating a framework mapping as legal compliance certification or assuming that protocol conformance eliminates AI, cyber or business risk.

Controls and practical actions

- Define the authority boundary, responsible owner, and enforcement point before exposing the capability.
- Test both allowed and denied requests, including misconfiguration, expired credentials, hostile input, and partial failure.
- Retain proportionate evidence: policy decision, identity, target capability, outcome, timestamp and correlation ID.

EXPECTED ARTEFACT

Risk register and control-to-evidence mapping

Chapter references: [20], [21], [22], [24], [25], [26].

XII. BUSINESS VALUE, INVESTMENT AND ECONOMICS

This part translates interoperability into a disciplined investment case. Benefits should be measured at the workflow and portfolio levels, with protocol adoption treated as an enabling capability rather than a business outcome by itself.

1. Building the business case for protocol adoption

The business case should compare the cost of the proposed interoperability capability with the cost and risk of the current integration model. Benefits may include reuse, reduced connector duplication, shorter onboarding time, more consistent security controls and improved supportability.

Architecture and implementation guidance

Build a baseline from existing projects and support data. Separate one-time engineering, platform and migration costs from recurring runtime, support, observability, security and governance costs. Estimate benefits conservatively and test sensitivity to adoption and reuse assumptions. A simple ROI view is (validated annual benefits minus annualized total cost) divided by annualized total cost; classify cashable savings, released capacity, avoided cost and risk reduction separately to prevent double-counting.

Recommended implementation practices

Use pilot measurements before extrapolating portfolio-wide benefits. Record which benefits are cashable savings, capacity released, cycle-time improvements or risk reduction. Avoid double-counting labour savings and productivity gains.

Failure modes and design cautions

Avoid unsupported ROI percentages or claiming that protocol adoption directly reduces model inference cost unless a specific mechanism is measured.

Controls and practical actions

- Start from an evidenced business baseline and an accountable business owner.
- Define measurable exit criteria, dependencies, costs, risk treatment and a decision point for scale or stop.
- Separate leading implementation indicators from realised business outcomes.

EXPECTED ARTEFACT

Business case model with assumptions and sensitivity analysis

Chapter references: [24], [25], [19].

Cost / benefit component	Questions to quantify	Measurement approach
Current integration effort	How many engineer-days are spent per new connector/agent?	Compare matched integrations before and after standardised contracts.
Reusable capability benefit	How many consumers reuse one approved tool or agent?	Count production consumers and avoid counting dormant registrations.
Change and maintenance cost	How often do integrations break after system changes?	Use change-failure rate, remediation effort and incident records.
Operating cost	What are runtime, model, gateway, security and support costs?	Attribute costs by business task, team and service.
Risk and control value	Does standardisation improve evidence and reduce unsafe access?	Measure authorization coverage, audit evidence and control exceptions.
ROI governance	Are benefits cashable, capacity release, avoided cost or risk reduction?	Baseline, assign owner, remove double-counting and validate with Finance.

2. Measuring enterprise interoperability value

The organisation should track both technical indicators and business outcomes. Technical metrics explain whether the integration works; outcome metrics establish whether the capability creates value.

Architecture and implementation guidance
Measure time to onboard a tool/agent, reuse of approved capabilities, successful task completion, protocol conformance, mean time to restore, integration change failures, policy violations, average latency, cost per completed task and user/workflow adoption.

Recommended implementation practices
Set baseline, target, measurement method, system of record, owner and reporting cadence for each KPI. Compare like-for-like workloads and adjust for complexity and traffic mix.

Failure modes and design cautions
Avoid vanity metrics such as number of registered agents or MCP servers without evidence that they are useful, secure and actively used.

Controls and practical actions
- Start from an evidenced business baseline and an accountable business owner.
- Define measurable exit criteria, dependencies, costs, risk treatment and a decision point for scale or stop.
- Separate leading implementation indicators from realised business outcomes.

EXPECTED ARTEFACT
KPI dictionary, baseline dashboard and benefit-realization plan
Chapter references: [24], [25], [29].

3. Enterprise adoption scenarios and investment choices

The adoption path depends on current integration maturity, expected workload, security posture, business demand and internal skills.

A small controlled pilot may validate feasibility; an enterprise platform requires a different cost and governance profile.

Decision lens: Compare self-managed servers, managed protocol gateways, vendor-hosted agent runtimes and hybrid operation. Include portability, regional availability, private networking, vendor dependency, service quotas, support model, incident responsibilities and exit costs.

Implementation: Use stage gates: prove a workflow, prove security and conformance, prove operations and economics, then expand domain coverage. Fund reusable foundations based on a portfolio of use cases rather than one speculative universal platform.

Main pitfall: Avoid committing to enterprise-scale investment based only on proof-of-concept performance or product roadmaps.

Operational checks: Compare total cost, security, conformance, operational readiness, portability and measurable business outcomes before scaling. Use stage gates: prove a workflow, prove security and conformance, prove operations and economics, then expand domain coverage.

EXPECTED ARTEFACT
Investment options matrix and stage-gate funding model
Chapter references: [9], [10], [11], [12], [13], [18], [19].

XIII. ENTERPRISE ADOPTION ROADMAP

This part provides a practical sequence for moving from bespoke integrations to a governed and interoperable agent ecosystem. The roadmap is illustrative; duration should be adjusted to existing platform capabilities and risk.

1. Protocol adoption maturity model

Maturity is best understood as a progression in engineering discipline, governance and operational evidence—not the number of agents deployed. A team can use a protocol technically while still having low maturity in security, lifecycle or business value.

Architecture and implementation guidance
Define maturity from bespoke integrations, to documented contracts, to reusable MCP capability interfaces, to governed A2A task exchange, and finally to an observable multi-domain ecosystem with lifecycle automation and measured value. Score capability, not intent.

Recommended implementation practices
Assess architecture, security, testing, operations, ownership and business value separately. Require

evidence at each level and use the gap analysis to prioritise investment.

Failure modes and design cautions
Avoid claiming enterprise maturity from a successful demo or from adoption of the latest protocol version alone.

Controls and practical actions
- Start from an evidenced business baseline and an accountable business owner.
- Define measurable exit criteria, dependencies, costs, risk treatment and a decision point for scale or stop.
- Separate leading implementation indicators from realised business outcomes.

EXPECTED ARTEFACT
Maturity questionnaire, evidence rubric and target-state heatmap
Chapter references: [2], [6], [21], [24].

Level	Observed state	Evidence to progress
1 — Ad hoc	Custom point-to-point integrations; undocumented tools and agents.	Inventory, ownership and risk baseline.
2 — Defined	Contracts and versions are documented; initial controls exist.	Conformance tests, owners and approved patterns.
3 — Reusable	MCP capability interfaces are reused across applications.	Server catalogue, permissions and operational SLOs.
4 — Collaborative	Independent agents exchange tasks over governed A2A boundaries.	Agent Card trust, task lifecycle tests, identity and tracing.
5 — Optimized	Lifecycle, security, quality and value are continuously measured.	Automated gates, cross-vendor tests, measurable reuse and business outcomes.

2. Implementation roadmap
The roadmap should sequence discovery, standards, pilot, security, production, rollout and optimisation. Each phase should have an exit gate and should build on evidence from the previous phase.

Architecture and implementation guidance
Q1: inventory and decide; Q2: implement one MCP capability and one appropriate A2A workflow; Q3: harden identity, testing, traceability and operating controls; Q4: scale to additional domains, automate lifecycle and measure value. Tailor to context and do not force A2A where it is not needed.

Recommended implementation practices
Assign executive sponsor, architecture owner, platform lead, security owner, domain product owner and service operator. Define deliverables, dependencies, risks, effort and objective exit criteria per phase.

Failure modes and design cautions
Avoid rolling out many agents before the reference implementation, incident model and evaluation process are stable.

Controls and practical actions
- Start from an evidenced business baseline and an accountable business owner.
- Define measurable exit criteria, dependencies, costs, risk treatment and a decision point for scale or stop.
- Separate leading implementation indicators from realised business outcomes.

EXPECTED ARTEFACT
12-month adoption roadmap with stage gates and accountable owners
Chapter references: [9], [10], [12], [13], [16], [17].

Phase	Core work	Exit gate / evidence	Accountable lead
Q1 Assess & standardize	Inventory, business use cases, current protocols, threat model, architecture decisions.	Approved reference architecture, prioritized pilot, named owners and baseline KPIs.	Architecture / CoE lead
Q2 Build & prove	Implement one governed MCP capability and one suitable A2A workflow; create test harness.	Cross-implementation tests, authorization tests, measurable pilot outcome.	Platform + product leads
Q3 Secure & operationalize	Identity propagation, telemetry, SLOs, load and failure testing, runbooks.	Security sign-off, incident process, rollback, cost and production readiness.	Security + operations

Q4 Scale & govern	Onboard more domains, lifecycle automation, version policy and benefit reviews.	Reuse and value evidence; governed service catalogue and support ownership.	Executive sponsor + domain owners

3. Governance and success measures for the roadmap
Governance converts roadmap phases into decisions: continue, remediate, scale, pause or retire. The steering process should review business value and risk together, not treat security as a final approval at the end.

Architecture and implementation guidance
At each gate, review business owner sign-off, protocol conformance, identity and data permissions, evaluation results, load/failure testing, SLOs, support readiness, unit costs and rollback. Record exceptions with an owner and expiry date.

Recommended implementation practices
Report a concise executive view plus engineering detail. For each use case, track baseline, target, achieved value, control status, incidents and next decision.

Failure modes and design cautions
Avoid treating delivery milestones as proof of benefits or allowing exceptions to persist without compensating controls.

Controls and practical actions
- Define the authority boundary, responsible owner, and enforcement point before exposing the capability.
- Test both allowed and denied requests, including misconfiguration, expired credentials, hostile input, and partial failure.
- Retain proportionate evidence: policy decision, identity, target capability, outcome, timestamp and correlation ID.

EXPECTED ARTEFACT
Stage-gate checklist, executive dashboard and governance calendar
Chapter references: [21], [24], [25], [29].

XIV. PROTOCOL EVOLUTION, FUTURE DIRECTION AND CONCLUSION

Protocol work moves quickly. This part defines how to keep a master reference accurate and concludes with practical principles that remain useful even as specification details and vendor products evolve.

1. Protocol versioning and ecosystem evolution
Protocol specifications, SDKs, cloud products and security guidance change on different schedules. A master reference must separate versioned normative facts from recommendations and product-specific implementation details.

Architecture and implementation guidance
Maintain a dated source register, spec version, SDK version, product availability, test date and reviewer for each technical claim. Review breaking changes, deprecations, security advisories and release notes on a defined cadence.

Recommended implementation practices
Use version pinning, compatibility tests, migration planning and change-impact review before upgrading a protocol or runtime in production.

Failure modes and design cautions
Avoid calling a source “latest” without an access date or mixing field names and lifecycle assumptions from different protocol versions.

Controls and practical actions
- Turn the requirement into automated tests and a repeatable release or operational gate.
- Measure outcomes by workload and risk class; use distributions and failure categories rather than averages alone.
- Assign an owner, alert threshold, rollback or containment action, and review cadence.

EXPECTED ARTEFACT
Version register and technical change-management workflow
Chapter references: [2], [3], [4], [6], [7], [8].

2. Emerging enterprise architecture questions
Future enterprise deployments will need stronger approaches to federated discovery, cross-organisation trust, context portability, safe delegation, cost

governance, and consistent observability across different runtimes. These are active design questions rather than fully solved protocol capabilities.

Architecture and implementation guidance
Separate protocol-defined behaviour from community proposals and product roadmap statements. Evaluate emerging capabilities with proof-of-concept tests, security review and explicit support requirements before standardising them.

Recommended implementation practices
Maintain an architecture radar that classifies capabilities as adopted, trial, assess or hold; attach an owner, evidence, business rationale and review date.

Failure modes and design cautions
Avoid designing a production dependency around an announced roadmap item or assuming ecosystem consensus where implementations still differ.

Controls and practical actions
- Draw the data, control and trust boundaries and name an owner for every service and system of record.
- Separate protocol exchange from business rules, durable state, identity enforcement and authoritative data.
- Document failure behaviour, observability fields, dependency contracts and change-management responsibility.

EXPECTED ARTEFACT
Technology radar and evidence-backed adoption criteria
Chapter references: [4], [7], [8], [12], [13], [15].

3. Strategic recommendations and conclusion
The enterprise should adopt interoperability deliberately: use MCP for standardised tool and context access, use A2A when independent agents must exchange tasks, and use simpler mechanisms when they are sufficient. Success depends on ownership, security, operational evidence and business outcomes—not protocol count.

Architecture and implementation guidance
Establish an approved reference architecture, a small production-grade implementation, reusable security and telemetry patterns, and measurable business KPIs. Scale to further domains only after conformance, authorization, quality, reliability and economics have been demonstrated.

Recommended implementation practices
Treat protocols as part of a wider platform strategy spanning identity, data, context, policy, evaluation and service management. Preserve vendor flexibility where it is a stated business requirement and avoid portability abstractions that hide essential controls.

Failure modes and design cautions
Avoid adopting protocols as an end in themselves. The final objective is secure, reliable, maintainable and valuable agent-enabled work.

Controls and practical actions
- Start from an evidenced business baseline and an accountable business owner.
- Define measurable exit criteria, dependencies, costs, risk treatment and a decision point for scale or stop.
- Separate leading implementation indicators from realised business outcomes.

EXPECTED ARTEFACT
Executive decision summary and next-90-day action plan
Chapter references: [1], [2], [6], [19], [24], [25].

XV. RECOMMENDATION

Standardize the interaction contracts, not the entire enterprise into one framework. Use MCP where applications need governed capabilities; use A2A where independent agents need governed task exchange; use both only where the workflow genuinely crosses both boundaries. Enforce trust, state, quality, telemetry and ownership in the surrounding enterprise architecture.

REFERENCES

[1] Model Context Protocol, “Introduction,” *Model Context Protocol Documentation*. [Online]. Available: https://modelcontextprotocol.io/docs/2026-07-28/getting-started/intro

[2] Model Context Protocol, “Specification, 28 July 2026,” Model Context Protocol Specification. [Online]. Available: https://modelcontextprotocol.io/specification/2026-07-28

[3] Model Context Protocol, “MCP Release Article, 28 July 2026,” Model Context Protocol Blog, Jul. 28, 2026. [Online]. Available: https://blog.modelcontextprotocol.io/posts/2026-07-28/

[4] Model Context Protocol, “MCP Roadmap,” Model Context Protocol Blog, Aug. 2026. [Online]. Available: https://blog.modelcontextprotocol.io/posts/mcp-roadmap/

[5] Model Context Protocol, “Authorization,” Model Context Protocol Specification. [Online]. Available: https://modelcontextprotocol.io/specification/2026-07-28/basic/authorization

[6] A2A Protocol, “A2A Protocol v1.0.0 Specification,” A2A Protocol Documentation. [Online]. Available: https://a2a-protocol.org/v1.0.0/specification/

[7] A2A Project, “A2A Protocol Release History,” GitHub Repository. [Online]. Available: https://github.com/a2aproject/A2A/releases

[8] Linux Foundation, “A2A Protocol Surpasses 150 Organizations, Lands in Major Cloud Platforms, and Sees Enterprise Production Use in First Year,” Apr. 2026. [Online]. Available: https://www.linuxfoundation.org/press/a2a-protocol-surpasses-150-organizations-lands-in-major-cloud-platforms-and-sees-enterprise-production-use-in-first-year

[9] Amazon Web Services, “MCP Went Stateless: Is Your AWS MCP Server Deployment Well-Architected?” AWS Architecture Blog. [Online]. Available: https://aws.amazon.com/blogs/architecture/mcp-went-stateless-is-your-aws-mcp-server-deployment-well-architected/

[10] Amazon Web Services, “Using the Gateway,” Amazon Bedrock AgentCore Developer Guide. [Online]. Available: https://docs.aws.amazon.com/bedrock-agentcore/latest/devguide/gateway-using.html

[11] Amazon Web Services, “Runtime Service Contract,” Amazon Bedrock AgentCore Developer Guide. [Online]. Available: https://docs.aws.amazon.com/bedrock-agentcore/latest/devguide/runtime-service-contract.html

[12] Amazon Web Services, “Extending MCP Support for Amazon Bedrock AgentCore Gateway,” AWS Machine Learning Blog, Jun. 2026. [Online]. Available: https://aws.amazon.com/blogs/machine-learning/extending-mcp-support-for-amazon-bedrock-agentcore-gateway-2/

[13] Google Cloud, “Building Connected Agents with MCP and A2A,” Google Cloud Blog. [Online]. Available: https://cloud.google.com/blog/topics/developers-practitioners/building-connected-agents-with-mcp-and-a2a

[14] Google Cloud, “Google-Managed MCP Servers Are Available for Everyone,” Google Cloud Blog, Apr. 2026. [Online]. Available: https://cloud.google.com/blog/products/ai-machine-learning/google-managed-mcp-servers-are-available-for-everyone

[15] Google Cloud, “MCP Release Notes,” Google Cloud Documentation. [Online]. Available: https://docs.cloud.google.com/mcp/release-notes

[16] Microsoft, “Multi-Agent Architecture Patterns,” Microsoft Learn. [Online]. Available: https://learn.microsoft.com/en-us/agents/architecture/multi-agent-patterns

[17] Microsoft, “Considerations for Agentic Systems in Multitenant Architectures,” Azure Architecture Center. [Online]. Available: https://learn.microsoft.com/en-us/azure/architecture/guide/multitenant/considerations/agentic-systems

[18] Microsoft, “Agent-to-Agent Authentication,” Microsoft Foundry Documentation. [Online]. Available: https://learn.microsoft.com/en-us/azure/foundry/agents/concepts/agent-to-agent-authentication

[19] Oracle, “The Agent Communication Matrix: When MCP, A2A, and Plain REST Each Win,” Oracle Developers Blog, Jun. 2026. [Online]. Available: https://blogs.oracle.com/developers/the-agent-communication-matrix-when-mcp-a2a-and-plain-rest-each-win

[20] National Security Agency, “Security Design

Considerations for MCP," Cybersecurity Information Sheet, 2026. [Online]. Available: https://www.nsa.gov/Portals/75/documents/Cybersecurity/CSI_MCP_SECURITY.pdf
[21] OWASP, "A Practical Guide for Secure MCP Server Development," Feb. 2026. [Online]. Available: https://genai.owasp.org/resource/a-practical-guide-for-secure-mcp-server-development/
[22] OWASP, "OWASP Top 10 for Agentic Applications 2026." [Online]. Available: https://genai.owasp.org/resource/owasp-top-10-for-agentic-applications-for-2026/
[23] OWASP, "OWASP GenAI and LLM Top 10 2026." [Online]. Available: https://genai.owasp.org/resource/owasp-genai-llm-top-10-2026/
[24] National Institute of Standards and Technology, "AI Risk Management Framework." [Online]. Available: https://www.nist.gov/itl/ai-risk-management-framework
[25] National Institute of Standards and Technology, Artificial Intelligence Risk Management Framework: Generative Artificial Intelligence Profile, NIST AI 600-1, 2024. doi: 10.6028/NIST.AI.600-1.
[26] National Institute of Standards and Technology, Zero Trust Architecture, NIST SP 800-207, 2020. [Online]. Available: https://csrc.nist.gov/pubs/sp/800/207/final
[27] Internet Engineering Task Force, "Best Current Practice for OAuth 2.0 Security," RFC 9700, Jan. 2025. [Online]. Available: https://datatracker.ietf.org/doc/html/rfc9700
[28] OpenAPI Initiative, "OpenAPI Specification, Version 3.1.1." [Online]. Available: https://spec.openapis.org/oas/v3.1.1.html
[29] OpenTelemetry, "Semantic Conventions," OpenTelemetry Documentation. [Online]. Available: https://opentelemetry.io/docs/specs/semconv/
[30] MITRE, "MITRE ATLAS: Adversarial Threat Landscape for Artificial-Intelligence Systems." [Online]. Available: https://atlas.mitre.org/
[31] Google Cloud, "Publish Agents in Gemini Enterprise and Google Cloud Marketplace," Google Cloud Blog, Jul. 2026. [Online]. Available: https://cloud.google.com/blog/topics/developers-practitioners/publish-agents-in-gemini-enterprise-and-google-cloud-marketplace/
[32] Microsoft, "Microsoft Foundry Agent Service Overview," Microsoft Foundry Documentation. [Online]. Available: https://learn.microsoft.com/en-us/azure/ai-foundry/agents/overview?view=foundry
[33] Amazon Web Services, "A2A in Amazon Bedrock AgentCore Runtime," Amazon Bedrock AgentCore Developer Guide. [Online]. Available: https://docs.aws.amazon.com/bedrock-agentcore/latest/devguide/runtime-a2a.html
[34] Google Cloud, "Developer's Guide to MCP Apps in Gemini," Google Cloud Blog, Oct. 2026. [Online]. Available: https://cloud.google.com/blog/topics/developers-practitioners/devs-guide-to-mcp-apps-in-gemini
[35] OpenAPI Initiative, "OpenAPI Initiative Documentation." [Online]. Available: https://www.openapis.org/

APPENDICES

APPENDIX A — Protocol reference and terminology

Use this glossary as a controlled vocabulary; exact fields and behaviours must always be checked against the version in force.

Term / artefact	Definition / guidance
Agent	A software system that interprets a task and selects actions using a model and control logic.
Agent Card	A2A metadata describing a remote agent, its endpoint, declared capabilities and supported interfaces/security details.
Artifact	A2A task output such as structured content, a file or other result representation.
Capability	A declared function or interaction a system supports; capability declarations do not themselves grant permission.
Context	Information relevant to a task. It may come from source records, retrieval, user input or controlled memory.
Host / Client / Server	MCP roles: the host application coordinates the model and user experience; clients speak MCP; servers expose capabilities.
MCP tool	A server-exposed operation the application may invoke subject to application policy.

MCP resource	An addressable context object exposed through MCP.
MCP prompt	A reusable prompt template exposed through MCP.
Task	A2A unit of work whose status and output can be tracked.
Message	A protocol-level exchange carrying content or a task instruction.
Transport	Mechanism used to carry protocol messages; it is not the same as protocol semantics.
System of record	Authoritative enterprise system for a particular business fact or transaction.
Idempotency	Property whereby repeating a request does not create unintended duplicate effects.
Trust boundary	A place where identity, authority, data or execution crosses into another security domain.
Conformance	Evidence that an implementation follows a specified protocol version and its applicable requirements.
Interoperability	Ability of independent components to exchange and correctly interpret information and carry out the intended interaction.

APPENDIX B — MCP technical reference

This appendix is a design aid, not a replacement for normative specification text. Keep a pinned specification link and SDK version alongside implementation artifacts.

Term / artefact	Definition / guidance
Tool contract fields	Name; purpose; input schema; output structure; read/write classification; side effects; data classification; authorization requirement; timeout; idempotency; owner; test cases
Server profile fields	Server identifier; owner; endpoint; transport; specification version; capabilities; authentication; network zone; SLO; logs/metrics; incident contact; dependency list.
Minimal MCP interaction flow	Client connects using the supported transport; negotiates applicable capabilities per version; discovers tools/resources/prompts; invokes an approved operation; validates result/error; records trace and policy outcome.
Implementation invariants	Validate every input server-side; apply authorization on every call; cap output size; keep business errors distinguishable from protocol errors; log safely; bound execution and retries.
Version check	Before coding, validate message semantics, lifecycle and capability support against the exact protocol release and SDK. Do not copy examples from older tutorials without tests.

Illustrative tool contract only; validate exact field placement and schema rules against the pinned MCP specification/SDK.

```
{
  "name": "get_work_order_status",
  "description": "Retrieve the status of a work order the caller is authorized to view.",
  "inputSchema": {
    "type": "object",
    "properties": {"workOrderId": {"type": "string", "minLength": 1}},
    "required": ["workOrderId"],
    "additionalProperties": false
  }
}
```

APPENDIX C — A2A technical reference

The schema below is conceptual and abbreviated to communicate design intent. It is not guaranteed to be wire-compatible with every A2A version; validate fields and required values against the selected specification and SDK.

Term / artefact	Definition / guidance
Agent Card review fields	Agent identifier/name; endpoint; supported interfaces/bindings; declared skills; accepted input/output modes; streaming or push support where applicable; authentication requirements; owner and support information maintained by the enterprise catalogue.
Task contract fields	Task intent; input data or references; required output structure; context/correlation identifier; deadline; risk tier; allowed delegated authority; completion criteria; human approval requirements.
Task-handling invariants	Authenticate caller; validate request; establish task state; bound execution; report status accurately; persist long-running state; support cancellation where implemented; validate results before returning them.
Discovery security	Treat an Agent Card as metadata to verify, not a blanket trust grant. Validate endpoint provenance, owner, TLS/authentication configuration, capability scope and review status.
Result quality	Return structured evidence and limitations where useful. Do not treat task completion status as proof that the business outcome is correct or safe.

Conceptual only; not a normative A2A Agent Card. The exact schema and required fields must be verified against the selected A2A release.

```
{
  "name": "supply-chain-specialist",
  "description": "Checks availability and lead-time risk for approved spare parts.",
  "url": "https://agent.example.invalid/a2a",
  "version": "1.0.0",
  "capabilities": {"streaming": true},
  "skills": [{
    "id": "check-spare-part-availability",
    "name": "Check spare-part
    availability",
    "description": "Returns authorized inventory evidence and expected lead time."
  }]
}
```

APPENDIX D — Combined MCP and A2A interaction examples

The following table traces one business task across agent and tool boundaries.

Term / artefact	Definition / guidance
1. User request	Engineer asks a question about a recurring compressor fault.
2. Local plan	Operations agent classifies the request and identifies the need for maintenance context and spare-part availability.
3. MCP lookup	Agent uses approved MCP capabilities to retrieve historical work orders and relevant procedure references.
4. A2A delegation	Agent sends a task to an independently managed Supply Chain Agent to check the required part.
5. Remote execution	Supply Chain Agent uses its own authorised tools, for example an MCP-exposed inventory query.
6. Result validation	Receiving agent checks returned schema, source, timestamp, completeness and consistency.
7. Synthesis	Agent generates a recommendation that distinguishes facts from inferences and lists evidence.
8. Human review	Engineer validates operational recommendations; consequential transactions remain behind designated approval controls.
9. Audit and telemetry	Record caller identity, policy decisions, protocol/task identifiers, timestamps, outcome and safe trace data.
10. Closure	Mark the workflow complete only when its business completion criteria are satisfied.

APPENDIX E — Enterprise architecture diagrams

The final publication includes logical views for the protocol stack, MCP component interaction, A2A task lifecycle, combined MCP+A2A architecture, trust boundaries, protocol selection and a 12-month adoption roadmap.



Figure E1. Protocol stack.

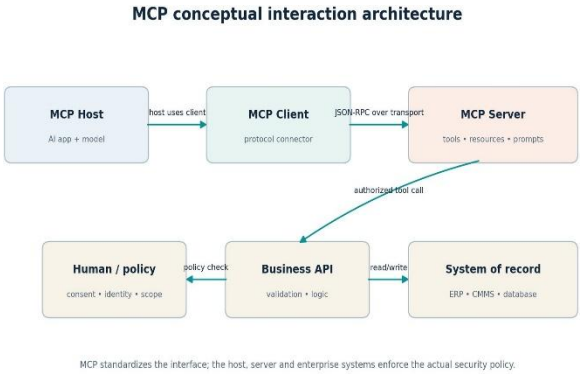

Figure E2. MCP component view.

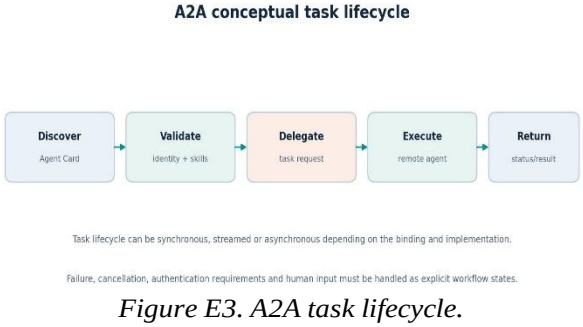

Figure E3. A2A task lifecycle.

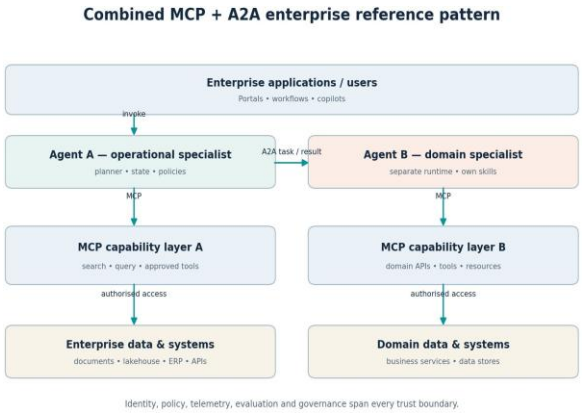

Figure E4. Combined protocol architecture.



Figure E5. Trust boundaries.

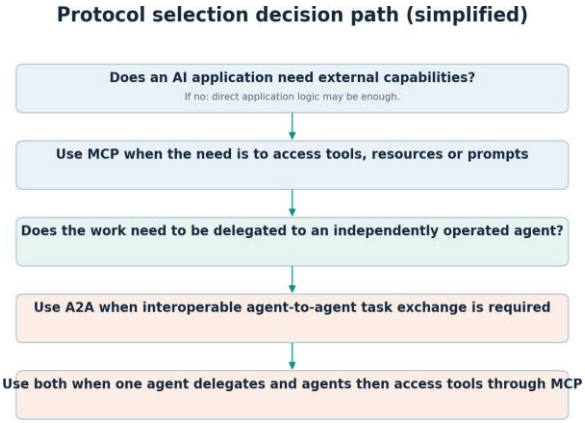

Figure E6. Protocol selection.



Figure E7. Adoption roadmap.

APPENDIX F — Security and governance artefacts

The following control catalogue is a starting point. Map each control to a risk, owner, enforcement point, evidence and test cadence.

Term / artefact	Definition / guidance
Identity and authorization	Distinct user/workload/agent identities; least privilege; scoped tokens; resource/audience validation; revocation; avoid broad delegated authority.
Tool safety	Narrow tools; typed schema; server-side validation; explicit side-effect classification; high-risk action approval; idempotency where possible.
Agent discovery	Validate provenance and ownership; approve skills; pin trusted endpoints; monitor stale metadata; prohibit unreviewed self-registration into production.
Data protection	Source-level permissions; retrieval filtering; encryption; data minimization; safe logs; retention and deletion controls; avoid cross-tenant cache leakage.
Resilience	Timeouts; bounded retries; backoff/jitter; circuit breakers; concurrency and depth limits; cancellation; durable state for long-running work.
Observability	Correlated traces; policy decisions; request/task outcome; latency; error class; usage and cost; safe redaction and access controls for telemetry.
Lifecycle	Version pinning; contract tests; security review; release approval; owner and support assignment; deprecation notice; emergency disable.
Human oversight	Approval based on action risk; explainable evidence; rejection/override recording; escalation for ambiguous or incomplete output.
Incident response	Defined severity; containment; credential revocation; endpoint suspension; evidence preservation; stakeholder notification; recovery and lessons learned.

Risk tier	Illustrative characteristics	Default control posture
Tier 1 — Low	Read-only, low-sensitivity information; limited impact if incorrect.	User authentication, source permissions, logging, answer quality checks.
Tier 2 — Moderate	Internal business operations; reversible actions; bounded financial or operational impact.	Scoped credentials, input validation, policy checks, idempotency, stronger monitoring.
Tier 3 — High	Sensitive data, material financial transactions, external communications or consequential business decisions.	Explicit approval, independent validation, segregation of duties, detailed audit and rollback.
Tier 4 — Safety-critical / prohibited autonomy	Industrial control, irreversible hazardous actions or activities prohibited by policy.	Keep direct actuation outside unconstrained agent authority; require approved safety system and qualified human control.

APPENDIX G — Engineering artefacts

Templates for repeatable engineering reviews.

Term / artefact	Definition / guidance
Architecture Decision Record	Context; business requirement; considered options; selected protocol; alternatives rejected; security assumptions; operational requirements; portability needs; consequences; owners; review date.
Agent onboarding form	Purpose; owner; business domain; endpoint; version; skills; interfaces; data classes; auth model; risk tier; SLO; evaluation results; support contact; shutdown plan.
MCP server registration	Capabilities; schema; read/write effects; underlying systems; identity; permissions; network zone; rate limits; trace strategy; known failure modes; test evidence.
Protocol change checklist	Specification/version change; SDK compatibility; changed fields; auth changes; test matrix; load results; data migration; rollback plan; dependency communication.
Production readiness checklist	Conformance; authentication; authorization; threat model; evaluation; load test; alerts; runbook; ownership; incident route; cost model; rollback; business approval.

APPENDIX H Evaluation and operations scorecards

Suggested metrics are defined as indicators; exact thresholds should be selected based on use-case risk, workload and baseline.

Term / artefact	Definition / guidance
Capability selection accuracy	Correct tool/agent selected divided by total evaluated requests.
Schema-valid invocation rate	Calls meeting the agreed input contract divided by total attempted calls.
Task completion rate	Tasks satisfying explicit completion criteria divided by submitted tasks; not merely protocol responses marked complete.
Interoperability success rate	Cross-implementation scenarios completing required exchange and result validation successfully.
Authorization denial correctness	Unauthorized requests correctly denied, tested with positive and negative controls.
p95 end-to-end latency	95th percentile time from user/business request to completion, reported by workload class.
Error and retry rate	Failures by category and retries per successful task, tracked across each boundary.
Cost per successful task	Total attributable model, runtime, integration and operational cost divided by tasks that met acceptance criteria.
Evidence coverage	Percentage of material claims or decisions with provenance sufficient for review.
Business outcome KPI	Use-case-specific value such as cycle-time reduction, fewer duplicated integrations or faster capability onboarding.

APPENDIX I Business case and maturity assessment tools

Use these tools to quantify existing pain and select an adoption path.

Term / artefact	Definition / guidance
Baseline questions	How many bespoke integrations exist? What is average delivery lead time? How often do interfaces break? What fraction has consistent identity, traceability and owners?
Cost categories	Initial engineering; migration; runtime; cloud and model consumption; security tooling; support; observability; governance; training; exit/migration costs.
Benefit categories	Reusable integration effort; reduced change cost; shorter onboarding; fewer integration defects; increased task completion; improved control evidence; faster business process.
Maturity dimensions	Architecture; protocol conformance; identity/security; lifecycle governance; observability; resilience; evaluation; business value; ownership and skills.
Stage-gate evidence	A measured pilot; security and legal review where applicable; conformance tests; load/failure test; runbook; named owner; cost and business KPI baseline.

Source-Quality and Interpretation Notes

- Normative protocol behaviour should be derived from the specification version explicitly selected for implementation. A vendor product guide may document a supported subset or add proprietary capabilities.
- Roadmaps, preview announcements and release blogs are not guarantees of future availability.

Confirm service region, release status, product limits and supported protocol version before using a feature in a design.

- Security frameworks are sources of risk-management guidance, not proof that a particular implementation is secure or compliant.
- Adoption statistics in ecosystem announcements should be attributed to the announcing body and not interpreted as independently audited market share.
- The illustrative schemas and diagrams in this whitepaper are conceptual unless explicitly labelled and tested as wire-compatible examples.